

THE SLABS

MAXIMUS
MEGA SLAB

THE SLABS

RAK
CERAMICS

CONTENTS

MARBLE

32

AMANI MARBLE	152
BLACK BEAUTY	155
BRECCIA ADIGE	156
BAHIA WAVE	157
BLU DEL BELGIO	158
CALACATTA AFRICA	160
CALACATTA GOLD	161
CALACATTA EXTRA	162
CALACATTA VERDE	163
CLASSIC CARRARA GREY	164
CLASSIC CARRARA HYPER WHITE	165
CLASSIC NEW MARFIL	166
DARK INK	167
ELLE MARBLE	168
ELEGANT MARFIL	170
IRISH XL	171
MEDICEA MARBLE	172
ONYX CANVAS	174
PANDA MARBLE	173
PREZIOSI	176
RAIN MARBLE	180
SAWYER	182
SMERALDO	183
STATUARIO CONTINUO	184
TAJ MAHAL	185
THASSOS	186
URBAN MARBLE	187
VERSILIA MARBLE	188
VERDE ALPI	189

LUCE

82

LUCE 190

CONCRETE

92

BASIC CONCRETE XL	192
CONCRETE PROJECT	192
REVIVE CONCRETE XL	194
SURFACE XL	195
TOKYO CONCRETE	193

METAL & RESIN

106

COSMIC METAL	196
ICON METAL	197
METAMORFOSI	198

STONE

120

CEPPO DI GRE'	204
FLAG STONE XL	205
MILANO STONE	206
NEW TRAVERTINO	207
PECE STONE	208

OTHERS

138

MERMAID	210
UNI	211



RAK CERAMICS

Focused on ceramics' expertise


RAK Ceramics is one of the largest ceramics' brands in the world. Specialising in ceramic and gres porcelain wall and floor tiles and sanitaryware, the company has the capacity to produce 123 million square metres of tiles and 5 million pieces of sanitaryware per year at its state-of-the-art plants across the United Arab Emirates, India and Bangladesh.


Founded in 1989 and headquartered in the United Arab Emirates, RAK Ceramics serves clients in more than 150 countries through network of operational hubs its in Europe, Middle East and North Africa, Asia, North and South America and Australia. Across global operations the company employs approximately 12,000 staff from more than 40 nationalities. RAK Ceramics is a publicly listed company on the Abu Dhabi Securities Exchange in the United Arab Emirates and as a group has an annual turnover of approximately US\$1 billion.

Forged in the mountains of Ras Al Khaimah

RAK Ceramics was established in Ras Al Khaimah in 1989 by H.H. Sheikh Saud Bin Saqr Al Qasimi, member of the Supreme Council and Ruler of Ras Al Khaimah, who aspired to have the best machinery, latest technology, and to produce the best products possible for sale in the world.

Now under the vision and leadership of Sheikh Khalid Bin Saud Al Qasimi, Chairman of RAK Ceramics, the company has enjoyed rapid growth becoming an industry leader in just 30 years.





Innotech - RAK Ceramics lab

Innovation is the heart of RAK Ceramics philosophy and the company is a pioneer in introducing hi-tech innovations that are a breakthrough in the industry and a world leader in the production of ceramic and porcelain tiles ideal for use of indoor and outdoor spaces for wall and floor coverings for residential, retail and industrial projects.

A wide range of technologies are used at the state-of-the-art plants including big slabs pressing technology, advanced digital printing technology for industrial decoration and effects, translucent, double and triple charged feeding systems, digital soluble salts, thermal resistant komfy glaze, slim, anti-microbial, glow in the dark, and other advanced technologies.

RAK Ceramics is known for the wide product range and size range and for its ability to produce bespoke ranges for both small and large scale projects, enabling its clients to bring their idea to life.

INNOTECH - RAK CERAMICS LAB



The antibacterial revolution



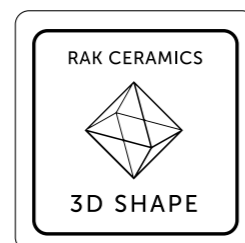
Antislip surfaces for indoor and outdoor application



Technical and versatile surfaces suitable for any kind of usage



Heat adaptive technology on porcelain tiles



3D texture, surfaces, colours in unique materials

INNOTECH - RAK CERAMICS LAB



Environmentally sustainable surfaces




Extra matt, zero gloss surfaces



Porcelain tile that is as real as natural marble



Backlighting high tech




High definition structures using digital technology

We play our role for a better environment and society

Sustainability in every sphere of business is one of the main elements of RAK Ceramics mission statement. The company is committed to practicing environmental stewardship throughout its manufacturing chain – from product design and efficient operations processes – and to playing an active role in building a better community by enhancing the surrounding environment. Organization's activities improve energy efficiency, reduce pollution, enhance biodiversity and improve the quality of life for both people in the communities it operates in and for its workforce. It recycles natural raw materials to help conserve natural resources and adopts clean development mechanism (cdm) projects to reduce carbon emissions during the manufacturing process.

RAK Ceramics is the first ceramics manufacturing company in its region to produce a global reporting initiative (gri) sustainability and corporate social responsibility (csr) report, based on the latest gri-gr4 guidelines. RAK Ceramics is a founding member of Emirates Green Building Council, which supports the development of sustainable buildings in the UAE.





Quality makes us different

RAK Ceramics was the first company in United Arab Emirates being awarded with ISO 9001 certification by internationally recognized UK certification body "CICS" (Ceramic Research Institute Certification Scheme) for ceramics tiles and sanitary wares. Bureau Veritas Certifications verified the implementation of RAK Ceramics' quality management system and certified the company in compliance with the requirements of ISO 9001:2015 with the scope covering the design, development, production and supply of ceramics and porcelain floor and wall tiles, slabs and vitreous china sanitary wares.

Bureau Veritas Certifications also certified RAK Ceramics for ISO 14001:2015 Environmental Management System.

RAK Ceramics manufactures ceramic tiles according to the latest version of ISO 13006 and/or EN 1441 standards with equivalent ANSI A137.1 American national standard specifications for ceramics tiles.


Its Testing Laboratory is operating in accordance to ISO/IEC 17025 accredited by NATA (National Association of Testing Authorities, Australia).

Being a corporate member of EGBC (Emirates Green Building Council), RAK Ceramics supports the promotion and development of sustainable buildings in United Arab Emirates.

The world's leading ceramics lifestyle solution provider

RAK Ceramics helps architects and interior designers create icons and build marvels. It provides sustainable materials that inspire ideas, shapes and hues designed to freely express any style. Unique and inspiring products that realistically resemble natural materials, with unlimited choice.

RAK Ceramics gives porcelain perfection and limitless imagination. Its passion and expertise combined with a careful attention to details enables it to provide designers and end users with a wide range of integrated ceramics solutions, allowing their freedom to be creative and plenty of room for imagination.



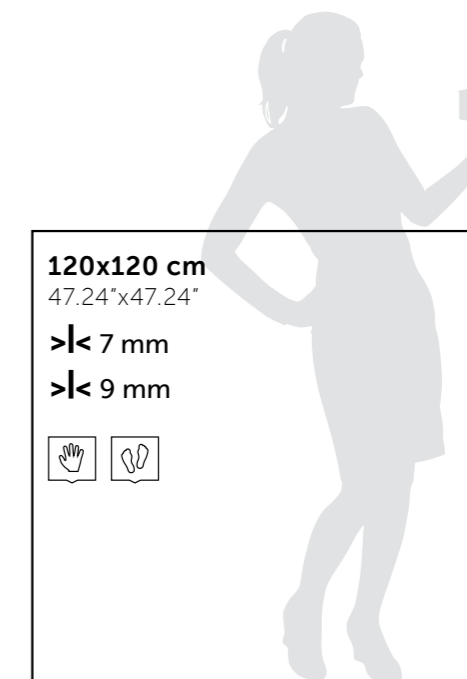






A track record of expertise

RAK Ceramics' products feature in some of the most iconic buildings in the world. From the Burj Al Arab, Atlantis on The Palm and Ferrari World, to Dubai Duty Free, Wembley Stadium, The O2 Arena, Mercedes Benz Showrooms, Airports, Residential Developments and Shopping Malls all over the world.

The design possibilities are endless.

Imagine a tiled space with virtually no grout lines.
 Imagine limitless possibilities for your surfaces and unparalleled flexibility for any kind of applications.
 Maximus is available in 3 thicknesses and a wide range of finishes and sizes.
 Heat resistant, recyclable, light weight, durable and easy to clean.
 Maximus is the best answer to the most challenging architectural and interior design needs.



High performance sintered slabs

Versatile and simply beautiful, the Maximus slab revolutionizes the design and architecture world by opening up new perspectives in tiles application that were previously unimaginable.

All the continuous surfaces are designed for any type of application: floor and walls, cladding, furnishing, countertops and provide creative flexibility and high technical and aesthetic performances.

WALLS AND FACADE

FURNITURE

FLOOR



Wall

The best solution to create astonishing vertical surfaces like living, kitchen walls, bathroom and all the other walls. Maximus gives all your rooms a great personality and allows you to freely express your style.



Floor

Maximus has created a world where big is beautiful - with visually expanded spaces and fewer design interruptions. The application on the floor is the best way to appreciate its endless possibilities, exhibiting incredible aesthetic appeal and high resistance to stress.



Furniture

The best answer to a big trend. Maximus is ideal for dressing up modern spaces and covering up doors, tables, kitchen doors or living room furniture. Choose your favorite decorating style in order to create a coordinated environment. Marble, metal, stone and concrete become part of the interior design without any compromise.



Facade: Surface XL

Façade

The technical performances of the gigantic sized Maximus slabs are the perfect solution for the external cladding of buildings. High resistance, light weight, easy to install and maintain, with a high aesthetic and energy value that enhance the building industry.

AMANI MARBLE 152
BLACK BEAUTY 155
BRECCIA ADIGE 156
BAHIA WAVE 157
BLU DEL BELGIO 158
CALACATTA AFRICA 160
CALACATTA GOLD 161
CALACATTA EXTRA 162
CALACATTA VERDE 163
CLASSIC CARRARA GREY 164
CLASSIC CARRARA HYPER WHITE 165
CLASSIC NEW MARFIL 166
DARK INK 167
ELLE MARBLE 168
ELEGANT MARFIL 170
IRISH XL 171
MEDICEA MARBLE 172
ONYX CANVAS 174
PANDA MARBLE 173
PREZIOSI 176
RAIN MARBLE 180
SAWYER 182
SMERALDO 183
STATUARIO CONTINUO 184
TAJ MAHAL 185
THASSOS 186
URBAN MARBLE 187
VERSILIA MARBLE 188
VERDE ALPI 189

MARBLE





MARBLE


A wide and varied range of collections inspired by the elegance of marble to offer hundreds of solutions for residential areas, hospitality industry and business places. Revised classy marble and granite patterns displaying elegant veins which remodel walls, floors, countertops and furniture, creating sophisticated ambiances. Maximus marble collections are the epitome of luxury and sophistication. Also available in the trendy Open Book effect in a huge range of sizes, thicknesses and design solutions.



Wall and Floor: Calacatta Verde



Wall: Dark Ink Black 120x260 cm
Floor: Dark Ink White 120x120cm



Wall and Floor: Black Beauty



Wall and Floor: Versilia Marble White
Kitchen Top: Versilia Marble Hyper White
Furniture: Versilia Marble Hyper White and Uni Black



Counter: Onyx Canvas Ivory
Wall: Onyx Canvas Black
Floor: Revive Concrete XL



Counter: Irish XI Green
Wall: Irish XI Green

< SUITE ROOMS
< RESTAURANT



Wall: Verde alpi green
Floor: Versilia marble white
Counter Wall: Versilia marble white



Floor: Amani Marble Dark Grey



Wall: Rain Marble White (Open Book Effect)



Wall: Medicea Marble White
Floor: Revive Concrete XL Concrete Grey
Kitchen Top: Medicea Marble Hyper White
Table Top: Medicea Marble Hyper White



Wall: Medicea Marble White
Floor: Revive Concrete XL Concrete Grey
Kitchen Top: Medicea Marble Hyper White
Table Top: Medicea Marble Hyper White





Wall: Preziosi Plum



Wall: Preziosi Rock



Wall: Preziosi Deep Blue



Wall and Counter Wall: New Travertino Ivory
Floor: Amani Marble Brown



Furniture: Bahia Wave Blue



Wall: Medicea Marble



Wall and Floor: Smeraldo Green




Wall: Calacatta Africa White



Wall and Counter: Panda Marble White



Wall: Calacatta Gold White



Wall: Urban Marble Ormate



Wall: Blu Del Belgio Blue (open book effect)



Wall: Calacatta Extra White



Table: Breccia Adige Grey
Floor: Uni Ivory



Wall: Classic Carrara Grey (open book effect)
Floor: Amani Marble Dark Grey
Counter: Classic Carrara Grey



Wall: Sawyer Green



Wall: Blu Del Belgio Blue
Floor: Blu Del Belgio Clay



Wall: Thassos White

LUCE 190



LUCE





LUCE


Light becomes a design tool in the hands of the designer and through elegant surfaces contributes to enrich special environments, making them magical.

This is what makes the new Maximus Luce slabs a stunning centerpiece for your design concept and amaze when enhanced with backlighting technology. An absolute novelty that will inspire your creativity.

Hotels, restaurants, offices, shops and sophisticated residential environments.

Light up your projects with Maximus Luce.






Wall: Luce Onyx Green Jade



Wall and Counter: Luce Onyx Arco Red



Wall: Luce Marble White

BASIC CONCRETE XL 192
CONCRETE PROJECT 192
REVIVE CONCRETE XL 194
SURFACE XL 195
TOKYO CONCRETE 193

CONCRETE






CONCRETE

Maximus' concrete collections make a powerful statement with their sheer simplicity. No fuss, just pure perfection. Packed full of contemporary style, the concrete-effect big slabs are the ideal choice for creating a minimalist look and feel.

Applied on furniture or indoor and outdoor cladding, the Maximus solutions are strikingly bold and beautiful, inspired by the simplicity and strength of industrial concrete.



Wall: Concrete Project Grey



Wall: Revive Concrete XL Active White
Floor: Revive Concrete XL Concrete Grey



Wall and Floor: Basic Concrete XL Dark Grey



Wall: Tokyo Concrete
Floor: Revive Concrete XL Active White



Wall and Wash Basin: Surface XL Cool Grey



Facade: Surface XL Cool Grey

COSMIC METAL 196
ICON METAL 197
METAMORFOSI 198

METAL & RESIN





METAL & RESIN

Maximus celebrates the dramatic effects and contrasting colours created during the ageing process of raw metal. With a bold and arresting appearance, the Metal collection is perfect for urban and industrial settings and is suitable for indoor and outdoor applications.



Wall: Cosmic Metal Emerald



Wall and Floor: Icon Metal Light Grey



Wall: Metamorfoosi Cord, Metamorfoosi Flowers Blue Decor
Counter Wall And Table Top: Metamorfoosi Dusk
Floor: Metamorfoosi Cloud





Wall: Metamorfofi Dusk, Midnight and Metamorfofi Ibisco Decor
Floor: Metamorfofi Cord



Wall: Metamorfofi Grape
Floor: Metamorfofi Cotton



Wall: Metamorfofi Olive and Metamorfofi Jungle Decor
Floor: Metamorfofi Cord

CEPPO DI GRE' 204
FLAG STONE XL 205
MILANO STONE 206
NEW TRAVERTINO 207
PECE STONE 208

STONE





STONE

Maximus reinterprets the ancestral charm of stone and transforms it in one of the most favourite material in contemporary architecture.

Solid, durable and extremely versatile.

Maximus stones can be applied both indoors and out, and are designed to interpret both more minimalist tastes as well as the more refined and stylish ones.




Wall and Floor: Milano Stone Grey



Wall: Ceppo Di Gre' Mid Grey
Floor and Counter: Ceppo Di Gre' Light Grey



Wall and Floor: Pécé Stone Brown



Furniture: New Travertino Grey

Wall: Flag Stone XL Grey



Wall: New Travertino Ivory
Floor: Surface XL Cool Grey



> SAUNA

Wall and Floor: Flåg Stone XI Dark Grey



Wall: New Travertino Grey
Floor: New Travertino Ivory
Kitchen Top: New Travertino Grey

MERMAID 210
UNI 211

OTHERS





*Shelves and Wall: Uni Dark Black
Floor and Furniture: Uni Hyper white
Backsplash: Uni Dark Black*



Wall: Uni Hyper White
Floor: Uni Dark Grey



Wall and Floor: Uni Dark Black
Counter : Uni Dark Black




Wall and Floor: Versilia Marble
Furniture: Uni Dark Black
Countertop: Versilia Marble



Wall: Classic Flurry
Counter: Uni Ivory



Facade: Uni Hyper White and Uni Dark Black







Wall: Mermaid Blue and Flag Stone XI Dark Grey

PRODUCTS

AMANI MARBLE


Porcelain Tiles
Polished / Honed

-  >|< 9 mm
120x280 cm
47.24"x110.23"
-  >|< 6 mm
120x260 cm
47.24"x102.36"
-  >|< 9 mm
120x240 cm
47.24"x94.48"
-  >|< 9 mm
120x120 cm
47.24"x47.24"
-  >|< 9 mm
80x160 cm *
31.49"x63"




amani marble light grey






amani marble light grey variations
120x280, 120x260 and 120x240



amani marble light grey variations
120x120




Porcelain Tiles
Polished / Honed

-  >|< 9 mm
120x280 cm
47.24"x110.23"
-  >|< 6 mm
120x260 cm
47.24"x102.36"
-  >|< 9 mm
120x240 cm
47.24"x94.48"
-  >|< 9 mm
120x120 cm
47.24"x47.24"
-  >|< 9 mm
80x160 cm *
31.49"x63"




amani marble dark grey

amani marble dark grey variations
120x280, 120x260 and 120x240



amani marble dark grey variations
120x120




NAME	SIZES (cm / inches)	THICKNESS (mm)	CODE (polished)	CODE (honed)
AMABI MARBLE LIGHT GREY	120x280 / 47.24"x110.23"	9	A82GAMMB-LIG.N0X5P	-
	120x260 / 47.24"x102.36"	6	A62GAMMB-LIG.N0X6P	A62GAMMB-LIG.O0X6P
	120x240 / 47.24"x94.5"	9	AGB46AMMBLIGZHSC3P	-
	120x120 / 47.24"x47.24"	9	A22GAMMB-LIG.N0X5P	-
	80x160 / 31.49"x63"	9	AGB86AMMBLIGZHSC3P	-


* sizes obtained by press productions

NAME	SIZES (cm / inches)	THICKNESS (mm)	CODE (polished)	CODE (honed)
AMABI MARBLE DARK GREY	120x280 / 47.24"x110.23"	9	A82GAMMB-DKG.N0X5P	-
	120x260 / 47.24"x102.36"	6	A62GAMMB-DKG.N0X6P	A62GAMMB-DKG.O0X6P
	120x240 / 47.24"x94.5"	9	AGB46AMMBDKGZHSC3P	-
	120x120 / 47.24"x47.24"	9	A22GAMMB-DKG.N0X5P	-
	80x160 / 31.49"x63"	9	AGB86AMMBDKGZHSC3P	-

AMANI MARBLE

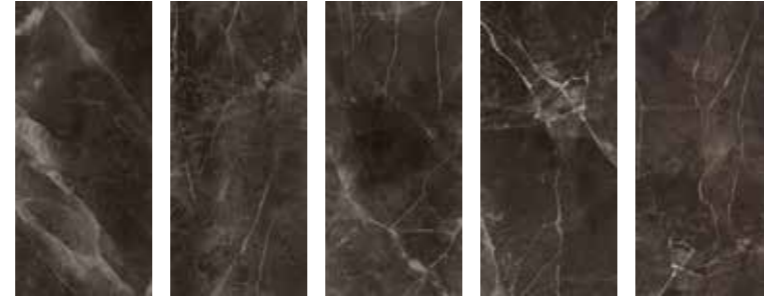
Porcelain Tiles
Polished

 >|< 9 mm
120x240 cm
47.24"x94.48"


 >|< 9 mm
120x120 cm
47.24"x47.24"



amani marble brown variations
120x240



amani marble brown variations
120x120



amani marble brown


NAME	SIZES (cm / inches)	THICKNESS (mm)	CODE (polished)
AMABI MARBLE BROWN	120x240 / 47.24 "x94.5"	9	AGB46AMMBBRNZHSC3P
	120x120 / 47.24"x47.24"	9	A22GAMMB-BRN.N0X5P

BLACK BEAUTY

Porcelain Tiles
Polished

 >|< 9 mm
120x280 cm
47.24"x110.23"

 >|< 6 mm
120x260 cm
47.24"x102.36"

 >|< 9 mm
120x240 cm
47.24"x94.48"

 >|< 9 mm
120x120 cm
47.24"x47.24"



black beauty

black beauty variations
120x260 and 120x240






black beauty variations
120x120



NAME	SIZES (cm / inches)	THICKNESS (mm)	CODE (polished)
BLACK BEAUTY	120x280 / 47.24"x110.23"	9	A82GBBKB-BLK.N0X5P
	120x260 / 47.24"x102.36"	6	A62GBBKB-NEO.N0X6P
	120x240 / 47.24 "x94.5"	9	AGB46BBKBNEOZHSC3P
	120x120 / 47.24"x47.24"	9	A22GBBKB-NEO.N0X5P

BRECCIA ADIGE

Porcelain Tiles
Polished / Honed

 > < 9 mm 120x280 cm 47.24"x110.23"	 > < 6 mm 120x260 cm 47.24"x102.36"	 > < 9 mm 120x120 cm 47.24"x47.24"
---	--	---



breccia adige grey

breccia adige grey variations
120x280 and 120x260






breccia adige grey variations
120x120




NAME	SIZES (cm / inches)	THICKNESS (mm)	CODE (polished)	CODE (honed)
BRECCIA ADIGE GREY	120x280 / 47.24"x110.23"	9	A82GBRAE-GRY.N0X5P	A82GBRAE-GRY.O0X5P
	120x260 / 47.24"x102.36"	6	A62GBRAE-GRY.N0X6P	A62GBRAE-GRY.O0X6P
	120x120 / 47.24"x47.24"	9	A22GBRAD-GRY.N0X5P	-

BAHIA WAVE


Porcelain Tiles
Polished

 > < 6 mm 120x260 cm 47.24"x102.36"	 > < 9 mm 120x240 cm 47.24"x94.48"	 > < 9 mm 120x120 cm 47.24"x47.24"
--	---	---




bahia wave blue

bahia wave blue variations
120x260 and 120x240







bahia wave blue variations
120x120



NAME	SIZES (cm / inches)	THICKNESS (mm)	CODE (polished)
BAHIA WAVE BLUE	120x260 / 47.24"x102.36"	6	A62GBHWE-BLE.N0X6P
	120x240 / 47.24"x94.5"	9	AGB46BHWEBLEZHSC3P
	120x120 / 47.24"x47.24"	9	A22GBHWE-BLE.N0X5P

BLU DEL BELGIO

Porcelain Tiles
Polished / Honed

 > < 9 mm 120x280 cm 47.24"x110.23"	 > < 6 mm 120x260 cm 47.24"x102.36"	 > < 9 mm 120x240 cm 47.24"x94.48"	 > < 9 mm 120x120 cm 47.24"x47.24"
--	---	--	--




blu del belgio blue




blu del belgio clay

blu del belgio variations
120x280, 120x260 and 120x240




blu del belgio variations
120x120




BLU DEL BELGIO OPEN BOOK EFFECTS



open book effect (face A)
blue



open book effect (face B)
blue







NAME	SIZES (cm / inches)	THICKNESS (mm)	CODE (polished)	CODE (honed)
BLUE DEL BELGIO BLUE	120x280 / 47.24"x110.23"	9	A82GZBLB-BLE.N0X5P	-
	120x260 / 47.24"x102.36"	6	A62GZBLB-BL0.G0C6P	A62GZBLB-BLE.O0X6P
	120x240 / 47.24"x94.5"	9	A146GBLB-BL0.G0C3P	-
	120x120 / 47.24"x47.24"	9	A22GZBLB-BLE.N0X5P	-
BLUE DEL BELGIO CLAY	120x280 / 47.24"x110.23"	9	A82GZBLB-CLA.N0X5P	-
	120x260 / 47.24"x102.36"	6	A62GZBLB-CL0.G0C6P	A62GZBLB-CLA.O0X6P
	120x240 / 47.24"x94.5"	9	A146GBLB-CL0.G0C3P	-
	120x120 / 47.24"x47.24"	9	A22GZBLB-CLA.N0X5P	-

NAME	SIZES (cm / inches)	THICKNESS (mm)	CODE (polished)
OPEN BOOK EFFECT (FACE A) BLUE	120x240 / 47.24"x94.5"	9	A146GBLB-BL1.G0C3P
OPEN BOOK EFFECT (FACE B) BLUE	120x240 / 47.24"x94.5"	9	A146GBLB-BL2.G0C3P

CALACATTA AFRICA


Porcelain Tiles
Polished / Matt / Honed

 > < 9 mm 120x280 cm 47.24"x110.23"	 > < 6 mm 120x260 cm 47.24"x102.36"	 > < 9 mm 120x240 cm 47.24"x94.48"	 > < 9 mm 120x120 cm 47.24"x47.24"
---	--	---	---




calacatta africa white

calacatta africa white variations
120x280, 120x260 and 120x240






calacatta africa white variations
120x120



CALACATTA GOLD

Porcelain Tiles
Polished / Matt / Honed

 > < 9 mm 120x280 cm 47.24"x110.23"	 > < 6 mm 120x260 cm 47.24"x102.36"	 > < 9 mm 120x240 cm 47.24"x94.48"	 > < 9 mm 120x120 cm 47.24"x47.24"	 > < 9 mm 90x180 cm * 35.43"x70.86"
--	--	---	---	--



calacatta gold white

calacatta gold white variations
120x280, 120x260 and 120x240



calacatta gold white variations
120x120






* sizes obtained by press productions

NAME	SIZES (cm / inches)	THICKNESS (mm)	CODE (polished)	CODE (matt)	CODE (honed)
CALACATTA AFRICA WHITE	120x280 / 47.24"x110.23"	9	A82GCCAF-WHE.N0X5P	A82GCCAF-WHE.M0X5R	
	120x260 / 47.24"x102.36"	6	A62GCCAF-WHE.N0X6P	-	A62GCCAF-WHE.O0X6P
	120x240 / 47.24"x94.5"	9	AGB46CCAFWHEZHSC3P	-	-
	120x120 / 47.24"x47.24"	9	A22GCCAF-WHE.N0X5P	A22GCCAF-WHE.M0X5R	-

NAME	SIZES (cm / inches)	THICKNESS (mm)	CODE (polished)	CODE (matt)	CODE (honed)
CALACATTA GOLD WHITE	120x280 / 47.24"x110.23"	9	A82GCTAG-WHE.N0X5P	A82GCTAG-WHE.M0X5R	A82GCTAG-WHE.O0X5P
	120x260 / 47.24"x102.36"	6	A62GCTAG-WHE.N0X6P	A62GCTAG-WHE.M0X6R	A62GCTAG-WHE.O0X6P
	120x240 / 47.24"x94.5"	9	AGB46CTAGWHEZHSC3P	A46GCTAG-WHE.M0X5R	-
	120x120 / 47.24"x47.24"	9	A22GCTAG-WHE.N0X5P	A22GCTGD-WHE.M0X5R	-
	90x180 / 35.43"x70.86"	9	AGB93CTAGWHEZHSC3P	-	-

CALACATTA EXTRA

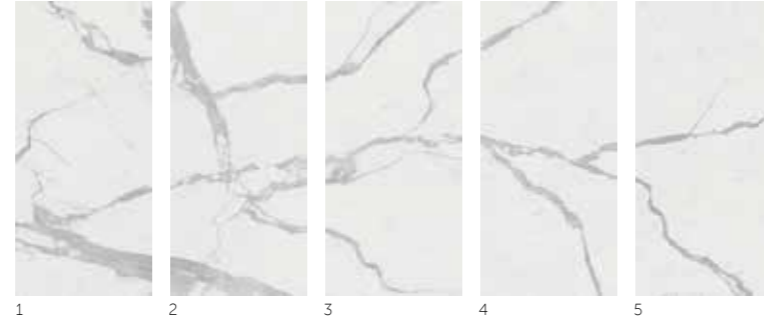
Porcelain Tiles
Polished / Honed

 > < 9 mm 120x280 cm 47.24"x110.23"	 > < 6 mm 120x260 cm 47.24"x102.36"	 > < 9 mm 120x240 cm 47.24"x94.48"
---	--	---



calacatta extra white

calacatta extra white variations (continues)
120x280 and 120x260



NAME	SIZES (cm / inches)	THICKNESS (mm)	CODE (polished)	CODE (honed)
CALACATTA EXTRA WHITE	120x280 / 47.24"x110.23"	9	A82GCCTE-WHE.N0X5P	-
	120x260 / 47.24"x102.36"	6	AGB62CCTEWHEZHSC6P	A62GCCTE-WHE.O0X6P
	120x240 / 47.24"x94.5"	9	AGB46CCTEWHEZHSC3P	A46GCCTE-WHE.O0X5P

CALACATTA VERDE

Porcelain Tiles
Polished

 > < 9 mm 120x280 cm 47.24"x110.23"	 > < 6 mm 120x260 cm 47.24"x102.36"
--	--



calacatta verde







calacatta verde white variations
120x280 and 120x260




NAME	SIZES (cm / inches)	THICKNESS (mm)	CODE (polished)
CALACATTA VERDE GREEN	120x280 / 47.24"x110.23"	9	A82GCCTV-GRE.N0X5P
	120x260 / 47.24"x102.36"	6	A62GCCTV-GRE.N0X6P

CLASSIC CARRARA GREY


Porcelain Tiles
Polished / Matt

 > < 9 mm 120x280 cm 47.24"x110.23"	 > < 6 mm 120x260 cm 47.24"x102.36"	 > < 9 mm 120x240 cm 47.24"x94.48"	 > < 9 mm 80x240 cm 31.49"x94.48"	 > < 9 mm 120x120 cm 47.24"x47.24"	 > < 9 mm 90x180 cm * 35.43"x70.86"
---	--	---	--	---	--




classic carrara grey

classic carrara grey variations
120x280, 120x260, 120x240 and 80x240







classic carrara grey variations
120x120



CLASSIC CARRARA HYPER WHITE


Porcelain Tiles
Polished / Matt

 > < 9 mm 120x280 cm 47.24"x110.23"	 > < 9 mm 120x240 cm 47.24"x94.48"	 > < 9 mm 120x120 cm 47.24"x47.24"
--	---	---




classic carrara hyper white

classic carrara hyper white variations
120x280 and 120x240



classic carrara hyper white variations
120x120






* sizes obtained by press productions

NAME	SIZES (cm / inches)	THICKNESS (mm)	CODE (polished)	CODE (matt)
CLASSIC CARRARA GREY	120x280 / 47.24"x110.23"	9	A82GZCRR-GRY.N0X5P	-
	120x260 / 47.24"x102.36"	6	A62GZCRR-GY0.G0C6P	-
	120x240 / 47.24"x94.5"	9	A146ZCRR-GY0.G0C3P	-
	80x240 / 31.49"x94.48"	9	AGB87ZCRRGRYZGSC3P	-
	120x120 / 47.24"x47.24"	9	A22GZCRR-GRY.N0X5P	A22GZCRR-GRY.M0X5R
	90x180 / 35.43"x70.86"	9	AGB93ZCRRGRYZGSC3P	-

NAME	SIZES (cm / inches)	THICKNESS (mm)	CODE (polished)	CODE (matt)
CLASSIC CARRARA HYPER WHITE	120x280 / 47.24"x110.23"	9	A82GZCRR-HWH.N0X5P	-
	120x240 / 47.24"x94.5"	9	AGB46ZCRRHWHZGSC3P	-
	120x120 / 47.24"x47.24"	9	A22GZCRR-HWH.N0X5P	A22GZCRR-HWH.M0X5R

CLASSIC NEW MARFIL

Porcelain Tiles
Polished / Honed

 > < 9 mm	 > < 6 mm	 > < 9 mm	 > < 9 mm
120x280 cm 47.24"x110.23"	120x260 cm 47.24"x102.36"	120x240 cm 47.24"x94.48"	120x120 cm 47.24"x47.24"



classic new marfil beige

classic new marfil beige variations
120x280, 120x260 and 120x240



classic new marfil beige variations
120x120






NAME	SIZES (cm / inches)	THICKNESS (mm)	CODE (polished)	CODE (honed)
CLASSIC NEW MARFIL BEIGE	120x280 / 47.24"x110.23"	9	A82GZNMF-BEE.N0X5P	-
	120x260 / 47.24"x102.36"	6	A62GZNMF-BE0.G0C6P	A62GZNMF-BEE.O0X6P
	120x240 / 47.24"x94.5"	9	A146ZNMF-BE0.G0C3P	-
	120x120 / 47.24"x47.24"	9	A22GZNMF-BEE.N0X5P	-

DARK INK


Porcelain Tiles
Polished / Honed

SIGNATURE
COLLECTION

 > < 6 mm	 > < 9 mm
120x260 cm 47.24"x102.36"	120x120 cm 47.24"x47.24"



dark ink white






dark ink black

NAME	SIZES (cm / inches)	THICKNESS (mm)	CODE (polished)	CODE (honed)
DARK INK WHITE	120x260 / 47.24"x102.36"	6	A62GDKIK-WHE.N0X6P	A62GDKIK-WHE.O0X6P
	120x120 / 47.24"x47.24"	9	A22GDKIK-WHE.N0X5P	A22GDKIK-WHE.O0X5P
DARK INK BLACK	120x260 / 47.24"x102.36"	6	A62GDKIK-BLK.N0X6P	A62GDKIK-BLK.O0X6P
	120x120 / 47.24"x47.24"	9	A22GDKIK-BLK.N0X5P	A22GDKIK-BLK.O0X5P

ELLE MARBLE

Porcelain Tiles
Polished / Matt / Honed

 > < 6 mm 120x260 cm 47.24"x102.36"	 > < 9 mm 120x240 cm 47.24"x94.48"	 > < 9 mm 120x120 cm 47.24"x47.24"
---	---	---



elle marble white




elle marble white variations
120x260 and 120x240



elle marble white variations
120x120




Porcelain Tiles
Polished

 > < 9 mm 120x280 cm 47.24"x110.23"	 > < 6 mm 120x260 cm 47.24"x102.36"	 > < 9 mm 120x240 cm 47.24"x94.48"	 > < 9 mm 120x120 cm 47.24"x47.24"	 > < 9 mm 80x160 cm * 31.49"x63"
--	--	---	---	---




elle marble black

elle marble black variations
120x280, 120x260 and 120x240



elle marble black variations
120x120




* sizes obtained by press productions

NAME	SIZES (cm / inches)	THICKNESS (mm)	CODE (polished)	CODE (natural)	CODE (honed)
ELLE MARBLE WHITE	120x260 / 47.24"x102.36"	6	AGB62ELLMWHEZGSNLP	-	A62GELLM-WHE.OOX6P
	120x240 / 47.24"x94.5"	9	AGB46ELLMWHEZHSC3P	A46GELLM-WHE.MOX5R	-
	120x120 / 47.24"x47.24"	9	A22GELLM-WHE.NOX5P	A22GELLM-WHE.MOX5R	-

NAME	SIZES (cm / inches)	THICKNESS (mm)	CODE (polished)
ELLE MARBLE BLACK	120x280 / 47.24"x110.23"	9	A82GELLM-BLK.NOX5P
	120x260 / 47.24"x102.36"	6	A62GELLM-BLK.NOX6P
	120x240 / 47.24"x94.5"	9	AGB46ELMLBLKZHSC3P
	120x120 / 47.24"x47.24"	9	A22GELLM-BLK.NOX5P
	80x160 / 31.49"x63"	9	AGB86ELMLBLKZHSC3P

ELEGANT MARFIL

Porcelain Tiles
Polished

 >|< 9 mm
120x280 cm
 47.24"x110.23"
 >|< 9 mm
120x120 cm
 47.24"x47.24"



elegant marfil cream

elegant marfil cream variations
120x280





elegant marfil cream variations
120x120



NAME	SIZES (cm / inches)	THICKNESS (mm)	CODE (polished)
ELEGANT MARFIL CREAM	120x280 / 47.24"x110.23"	9	A82GEGMF-CRM.N0X5P
	120x120 / 47.24"x47.24"	9	A22GEGMF-CRM.N0X5P

IRISH XL


Porcelain Tiles
Polished

 >|< 9 mm
120x280 cm
 47.24"x110.23"
 >|< 6 mm
120x260 cm
 47.24"x102.36"



irish xl green


irish xl green variations
120x280 and 120x260



NAME	SIZES (cm / inches)	THICKNESS (mm)	CODE (polished)
IRISH XL GREEN	120x280 / 47.24"x110.23"	9	A82GIRSX-GRE.N0X5P
	120x260 / 47.24"x102.36"	6	A62GIRSX-GRE.N0X6P

MEDICEA MARBLE


Porcelain Tiles
Polished / Matt / Honed

 > < 9 mm 120x280 cm 47.24"x110.23"	 > < 6 mm 120x260 cm 47.24"x102.36"	 > < 9 mm 120x240 cm 47.24"x94.48"	 > < 9 mm 120x120 cm 47.24"x47.24"	 > < 9 mm 90x180 cm * 35.43"x70.86"
---	--	---	---	--

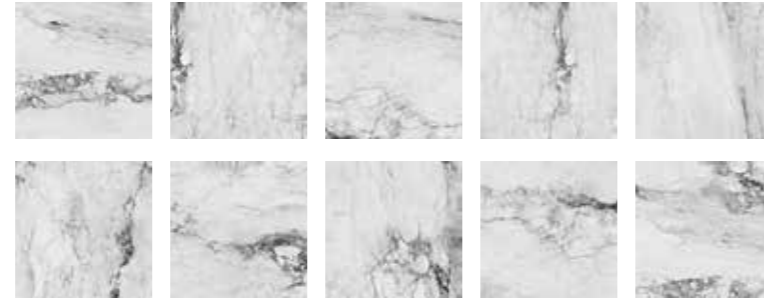


medicea marble white

medicea marble white variations
120x280, 120x260 and 120x240







medicea marble white variations
120x120



PANDA MARBLE

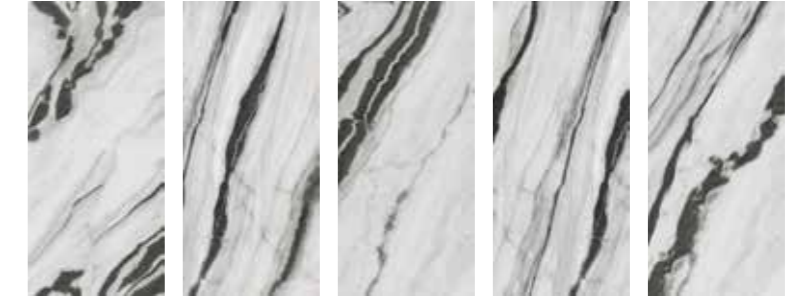
Porcelain Tiles
Polished

 > < 9 mm 120x280 cm 47.24"x110.23"	 > < 6 mm 120x260 cm 47.24"x102.36"	 > < 9 mm 120x240 cm 47.24"x94.48"	 > < 9 mm 120x120 cm 47.24"x47.24"
--	--	---	---




panda marble white

panda marble white variations
120x280, 120x260 and 120x240



panda marble white variations
white 120x120



* sizes obtained by press productions



NAME	SIZES (cm / inches)	THICKNESS (mm)	CODE (polished)	CODE (matt)	CODE (honed)
MEDICEA MARBLE WHITE	120x280 / 47.24"x110.23"	9	A82GMDMB-WHE.N0X5P	-	-
	120x260 / 47.24"x102.36"	6	AGB62MDMBWHEZHSC6P	-	A62GMDMB-WHE.O0X6P
	120x240 / 47.24"x94.5"	9	AGB46MDMBWHEZHSC3P	-	-
	120x120 / 47.24"x47.24"	9	A22GMDMB-WHE.N0X5P	A22GMDMB-WHE.M0X5R	-
	90x180 / 35.43"x70.86"	9	AGB93MDMBWHEZHSC3P	-	-

NAME	SIZES (cm / inches)	THICKNESS (mm)	CODE (polished)
PANDA MARBLE WHITE	120x280 / 47.24"x110.23"	9	A82GPDMB-WHE.N0X5P
	120x260 / 47.24"x102.36"	6	AGB62PDMBWHEZHSC6P
	120x240 / 47.24"x94.5"	9	AGB46PDMBWHEZHSC3P
	120x120 / 47.24"x47.24"	9	A22GPDMB-WHE.N0X5P

ONYX CANVAS

Porcelain Tiles
Polished

SIGNATURE
COLLECTION

 >|< 9 mm
 120x280 cm
 47.24"x110.23"
 >|< 6 mm
 120x260 cm
 47.24"x102.36"




onyx canvas ivory



onyx canvas pink

onyx canvas ivory variations 120x280 and 120x260





onyx canvas pink variations 120x280 and 120x260



NAME	SIZES (cm / inches)	THICKNESS (mm)	CODE (polished)
ONYX CANVAS IVORY	120x280 / 47.24"x110.23"	9	A82GIVOX-IVO.N0X5P
	120x260 / 47.24"x102.36"	6	A62GIVOX-IVO.N0X6P
ONYX CANVAS PINK	120x280 / 47.24"x110.23"	9	A82GPKOX-PIK.N0X5P
	120x260 / 47.24"x102.36"	6	A62GPKOX-PIK.N0X6P

Porcelain Tiles
Polished

 >|< 9 mm
 120x280 cm
 47.24"x110.23"
 >|< 6 mm
 120x260 cm
 47.24"x102.36"




onyx canvas green




onyx canvas black

onyx canvas green variations 120x280 and 120x260



onyx canvas black variations 120x280 and 120x260



NAME	SIZES (cm / inches)	THICKNESS (mm)	CODE (polished)
ONYX CANVAS GREEN	120x280 / 47.24"x110.23"	9	A82GGROX-GRE.N0X5P
	120x260 / 47.24"x102.36"	6	A62GGROX-GRE.N0X6P
ONYX CANVAS BLACK	120x280 / 47.24"x110.23"	9	A82GDKOX-BLK.N0X5P
	120x260 / 47.24"x102.36"	6	A62GDKOX-BLK.N0X6P

PREZIOSI

>|< 6 mm
120x260 cm
47.24"x102.36"

Porcelain Tiles
Polished

SIGNATURE
COLLECTION



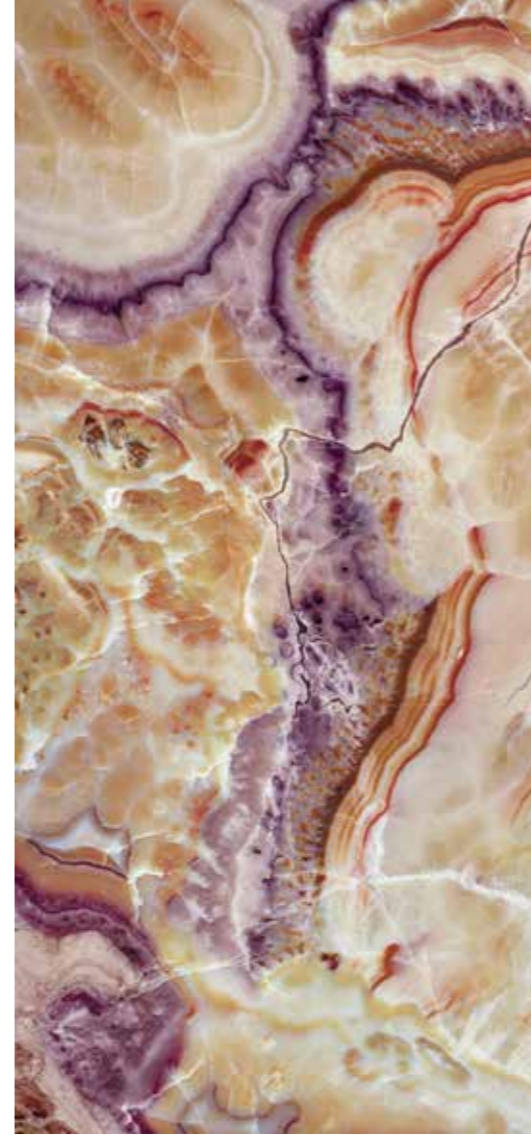
preziosi deep blue



preziosi pearl

Porcelain Tiles
Polished

>|< 6 mm
120x260 cm
47.24"x102.36"

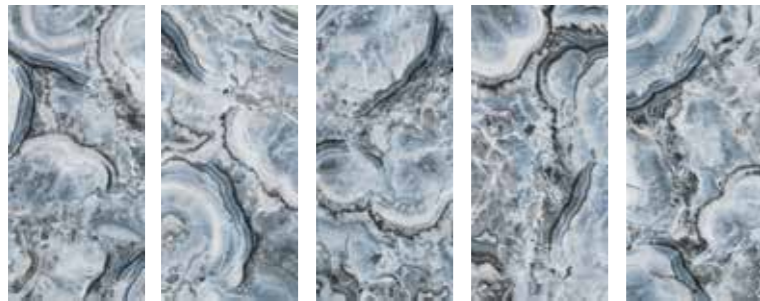


preziosi rio



preziosi plum

preziosi variations - deep blue, pearl, rio and plum
120x260



archiproducts
DESIGN AWARDS
WINNER



NAME	SIZES (cm / inches)	THICKNESS (mm)	CODE (polished)
PREZIOSI DEEP BLUE	120x260 / 47.24"x102.36"	6	A62GPRZS-DPB.N0X6P
PREZIOSI PEARL	120x260 / 47.24"x102.36"	6	A62GPRZS-PRL.N0X6P
PREZIOSI RIO	120x260 / 47.24"x102.36"	6	A62GPRZS-RIO.N0X6P
PREZIOSI PLUM	120x260 / 47.24"x102.36"	6	A62GPRZS-PLM.N0X6P

MARBLE

PREZIOSI

Porcelain Tiles
Polished

SIGNATURE
COLLECTION

>|< 6 mm
120x260 cm
47.24"x102.36"




preziosi ocean



preziosi rock


preziosi variations - ocean and rock
120x260



MARBLE


Porcelain Tiles
Polished

>|< 6 mm
120x260 cm
47.24"x102.36"




preziosi green

preziosi green variations
120x260



preziosi green variations
120x120



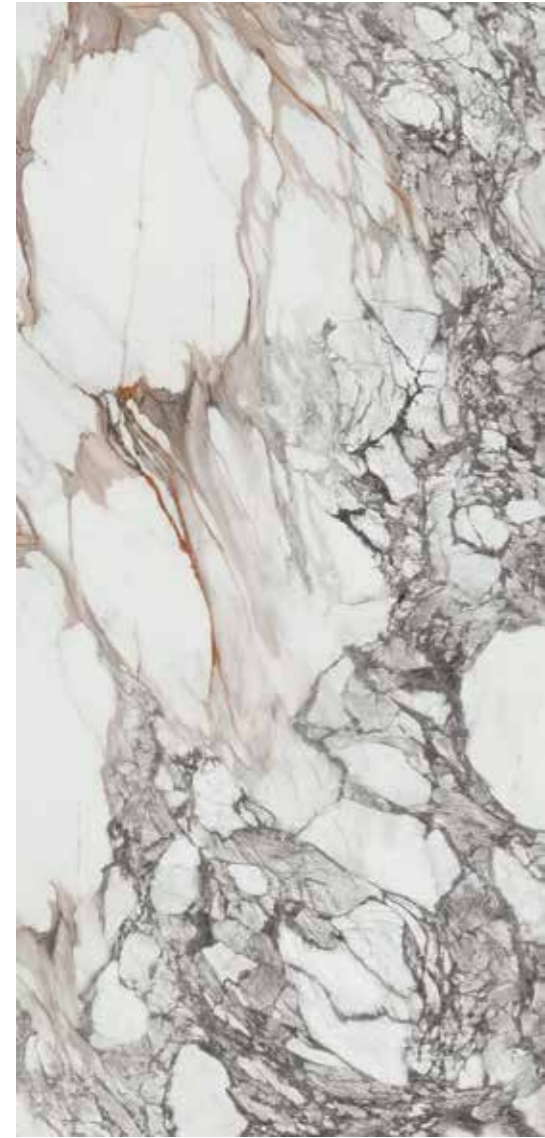
archiproducts
DESIGN AWARDS
WINNER

NAME	SIZES (cm / inches)	THICKNESS (mm)	CODE (polished)
PREZIOSI OCEAN	120x260 / 47.24"x102.36"	6	A62GPRZS-OCN.N0X6P
PREZIOSI ROCK	120x260 / 47.24"x102.36"	6	A62GPRZS-RCK.N0X6P
PREZIOSI GREEN	120x260 / 47.24"x102.36"	6	A62GPRZS-GRE.N0X6P

RAIN MARBLE


Porcelain Tiles
Polished

>|< 6 mm
 >|< 9 mm
 120x260 cm
 47.24"x102.36"
 120x240 cm
 47.24"x94.48"



rain marble white

rain marble white variations
120X260, 120X240 and 80x240



NAME	SIZES (cm / inches)	THICKNESS (mm)	CODE (polished)
RAIN MARBLE WHITE	120x260 / 47.24"x102.36"	6	AGB62RANMWHEZHSC6P
	120x240 / 47.24 "x94.5"	9	AGB46RANMWHEZHSC3P

RAIN MARBLE OPEN BOOK EFFECTS

>|< 6 mm
 >|< 9 mm
 120x260 cm
 47.24"x102.36"
 120x240 cm
 47.24"x94.48"



rain marble white open book effect (face A)

rain marble white open book effect (face B)



NAME	SIZES (cm / inches)	THICKNESS (mm)	CODE (polished)
RAIN MARBLE WHITE OPEN BOOK EFFECT (FACE A)	120x260 / 47.24"x102.36"	6	AGD62RANMWHEZHS1P
RAIN MARBLE WHITE OPEN BOOK EFFECT (FACE B)	120x260 / 47.24"x102.36"	6	AGD62RANMWHEZHS2P
RAIN MARBLE WHITE OPEN BOOK EFFECT (FACE A)	120x240 / 47.24"x94.48"	9	AGB46RANMWHEZHS1P
RAIN MARBLE WHITE OPEN BOOK EFFECT (FACE B)	120x240 / 47.24"x94.48"	9	AGB46RANMWHEZHS2P

SAWYER

Porcelain Tiles
Polished


SIGNATURE
COLLECTION

9 mm
120x280 cm
47.24"x110.23"



sawyer green

sawyer green variations (continues)
120x280



NAME	SIZES (cm / inches)	THICKNESS (mm)	CODE (polished)
SAWYER GREEN	120x280 / 47.24"x110.23"	9	A82GSWYR-GRE.N0X5P

SMERALDO

Porcelain Tiles
Polished

9 mm 6 mm
120x280 cm 120x260 cm
47.24"x110.23" 47.24"x102.36"



smeraldo green

smeraldo green variations
120x280 and 120x260



NAME	SIZES (cm / inches)	THICKNESS (mm)	CODE (polished)
SMERALDO GREEN	120x280 / 47.24"x110.23"	9	A82GSMLD-GRE.N0X5P
	120x260 / 47.24"x102.36"	6	A62GSMLD-GRE.N0X6P


STATUARIO CONTINUO

Porcelain Tiles
Polished

- >|< 9 mm
120x280 cm
47.24"x110.23"
- >|< 6 mm
120x260 cm
47.24"x102.36"
- >|< 9 mm
120x240 cm
47.24"x94.48"



statuario continuo white variations (continues)
120x280, 120x260 and 120x240



statuario continuo white

NAME	SIZES (cm / inches)	THICKNESS (mm)	CODE (polished)
STATUARIO CONTINUO WHITE	120x280 / 47.24"x110.23"	9	A82GSTCO-WHE.N0X5P
	120x260 / 47.24"x102.36"	6	A62GSTCO-WHE.N0X6P
	120x240 / 47.24"x94.5"	9	AGB46STCOWHEZHSC3P

TAJ MAHAL

Porcelain Tiles
Polished / Honed

- >|< 6 mm
120x260 cm
47.24"x102.36"



taj mahal white variations
120X260



taj mahal pearl

NAME	SIZES (cm / inches)	THICKNESS (mm)	CODE (polished)	CODE (honed)
TAJ MAHAL PEARL	120x260 / 47.24"x102.36"	6	A62GTHMH-PRL.N0X6P	A62GTHMH-PRL.O0X6P

THASSOS

Porcelain Tiles
Polished

>|< 6 mm
120x260 cm
47.24"x102.36"



thassos

NAME	SIZES (cm / inches)	THICKNESS (mm)	CODE (polished)
THASSOS	120x260 / 47.24"x102.36"	6	A62GTHSS-HWH.N0X6P

URBAN MARBLE


Porcelain Tiles
Polished / Honed

>|< 6 mm 120x260 cm 47.24"x102.36"
>|< 9 mm 120x240 cm 47.24"x94.48"
>|< 9 mm 80x240 cm 31.49"x94.48"



urban marble ornate



urban marble ornate variations
120x260, 120x240 and 80x240



NAME	SIZES (cm / inches)	THICKNESS (mm)	CODE (polished)	CODE (honed)
URBAN MARBLE ORNATE	120x260 / 47.24"x102.36"	6	A62GURBM-OLE.N0X6P	A62GURBM-OLE.O0X6P
	120x240 / 47.24"x94.5"	9	AGB46URBMOLEZHSC3P	-
	80x240 / 31.49"x94.48"	9	AGB87URBMOLEZHSC3P	-

VERSILIA MARBLE

Porcelain Tiles
Polished / Matt / Honed

 > < 9 mm 120x280 cm 47.24"x110.23"	 > < 6 mm 120x260 cm 47.24"x102.36"	 > < 9 mm 120x240 cm 47.24"x94.48"	 > < 9 mm 120x120 cm 47.24"x47.24"	 > < 9 mm 90x180 cm * 35.43"x70.86"
---	--	---	---	--



versilia marble white variations
120x280, 120x260 and 120x240



versilia marble white variations
120x120





versilia marble white

* sizes obtained by press productions

NAME	SIZES (cm / inches)	THICKNESS (mm)	CODE (polished)	CODE (matt)	CODE (honed)
VERSILIA MARBLE WHITE	120x280 / 47.24"x110.23"	9	A82GV SMB-WHE.N0X5P	-	-
	120x260 / 47.24"x102.36"	6	AGB62V SMBWHEZHSC6P	-	A62GV SMB-WHE.OOX6P
	120x240 / 47.24"x94.5"	9	AGB46V SMBWHEZHSC3P	A46GV SMB-WHE.M0X5R	-
	120x120 / 47.24"x47.24"	9	A22GV SMB-WHE.N0X5P	A22GV SMB-WHE.M0X5R	-
	90x180 / 35.43"x70.86"	9	AGB93V SMBWHEZHSC3P	-	-

VERDE ALPI

Porcelain Tiles
Polished

 > < 9 mm 120x280 cm 47.24"x110.23"	 > < 6 mm 120x260 cm 47.24"x102.36"
--	--



verde alpi variations
120x280 and 120x260



verde alpi

NAME	SIZES (cm / inches)	THICKNESS (mm)	CODE (polished)
VERDE ALPI	120x280 / 47.24"x110.23"	9	A82GVRDA-GRE.N0X5P
	120x260 / 47.24"x102.36"	6	A62GVRDA-GRE.N0X6P

120x260 cm
47.24"x102.36"
6 mm

SIGNATURE
COLLECTION



luce onyx white




SIZES (cm / inches)	THICKNESS (mm)	CODE
120x260 / 47.24"x102.36"	6	ATB62LUCEONYZHSC6P

luce onyx ivory



SIZES (cm / inches)	THICKNESS (mm)	CODE
120x260 / 47.24"x102.36"	6	ATB62LUCEOIVZHSC6P

luce onyx harlequin



SIZES (cm / inches)	THICKNESS (mm)	CODE
120x260 / 47.24"x102.36"	6	ATB62LUCEOHNZHSC6P

luce onyx arco red



SIZES (cm / inches)	THICKNESS (mm)	CODE
120x260 / 47.24"x102.36"	6	ATB62LUCEOARZHSC6P

luce onyx green jade




SIZES (cm / inches)	THICKNESS (mm)	CODE
120x260 / 47.24"x102.36"	6	A62GLUCE-OGJ.N0X6P

luce marble white



SIZES (cm / inches)	THICKNESS (mm)	CODE
120x260 / 47.24"x102.36"	6	ATB62LUCEMARZHSC6P

luce bahia azul



SIZES (cm / inches)	THICKNESS (mm)	CODE
120x260 / 47.24"x102.36"	6	ATB62LUCEBAZZHSC6P

luce golden marble



SIZES (cm / inches)	THICKNESS (mm)	CODE
120x260 / 47.24"x102.36"	6	A62GLUCE-GOM.N0X6P

BASIC CONCRETE XL



>|< 9 mm
120x280 cm
47.24"x110.23"
>|< 6 mm
120x260 cm
47.24"x102.36"

Porcelain Tiles
Matt



basic concrete xl dark grey

CONCRETE PROJECT



>|< 9 mm
120x280 cm
47.24"x110.23"
>|< 9 mm
120x120 cm
47.24"x47.24"
>|< 9 mm
90x180 cm *
35.43"x70.86"



concrete project grey

TOKYO CONCRETE

Porcelain Tiles
Matt

SIGNATURE
COLLECTION

>|< 6 mm
120x260 cm
47.24"x102.36"



tokyo concrete grey



* sizes obtained by press productions




NAME	SIZES (cm / inches)	THICKNESS (mm)	CODE (matt)
BASIC CONCRETE XL DARK GREY	120x280 / 47.24"x110.23"	9	A82GZBSX-DKG.M0X5R
	120x260 / 47.24"x102.36"	6	AGB62ZBSXDGYZMSC6R
CONCRETE PROJECT GREY	120x280 / 47.24"x110.23"	9	A82GCPJT-GRY.M0X5R
	120x120 / 47.24"x47.24"	9	A22GCPJT-GRY.M0X5R
	90x180 / 35.43"x70.86"	9	A93GCPJT-GRY.M0X5R

NAME	SIZES (cm / inches)	THICKNESS (mm)	CODE (matt)
TOKYO CONCRETE GREY	120x260 / 47.24"x102.36"	6	AGB62TYOCCRGZMSC6R

REVIVE CONCRETE XL

Porcelain Tiles
Matt



 > < 6 mm	 > < 9 mm	 > < 9 mm
120x260 cm 47.24"x102.36"	120x240 cm 47.24"x94.48"	120x120 cm 47.24"x47.24"



revive concrete xl active white



revive concrete xl concrete grey





revive concrete xl summer sand

NAME	SIZES (cm / inches)	THICKNESS (mm)	CODE (matt)
REVIVE CONCRETE XL ACTIVE WHITE	120x260 / 47.24"x102.36"	6	A62GREVX-ACW.M0X6R
	120x240 / 47.24"x94.5"	9	AGB46REVCACWZMLC3R
	120x120 / 47.24"x47.24"	9	A22GREVC-ACW.M0X5R
REVIVE CONCRETE XL CONCRETE GREY	120x260 / 47.24"x102.36"	6	A62GREVX-CRG.M0X6R
	120x240 / 47.24"x94.5"	9	AGB46REVCRCRGZMLC3R
	120x120 / 47.24"x47.24"	9	A22GREVC-CRG.M0X5R
REVIVE CONCRETE XL SUMMER SAND	120x260 / 47.24"x102.36"	6	A62GREVX-SMS.M0X6R
	120x240 / 47.24"x94.5"	9	AGB46REVCSMSZMLC3R
	120x120 / 47.24"x47.24"	9	A22GREVC-SMS.M0X5R

SURFACE XL

Porcelain Tiles
Matt

 > < 9 mm	 > < 6 mm	 > < 9 mm	 > < 9 mm
120x280 cm 47.24"x110.23"	120x260 cm 47.24"x102.36"	120x240 cm 47.24"x94.48"	120x120 cm 47.24"x47.24"



surface xl off white



surface xl sand





surface xl cool grey

NAME	SIZES (cm / inches)	THICKNESS (mm)	CODE (matt)
SURFACE XL OFF WHITE	120x280 / 47.24"x110.23"	9	A82GZSFX-OWH.M0X5R
	120x260 / 47.24"x102.36"	6	AGB62ZSFXOWHZMSC6R
	120x240 / 47.24"x94.5"	9	A146ZSFX-OWH.M0C3R
	120x120 / 47.24"x47.24"	9	A22GZSFX-OWH.M0X5R
SURFACE XL SAND	120x280 / 47.24"x110.23"	9	A82GZSFX-CGY.M0X5R
	120x260 / 47.24"x102.36"	6	AGB62ZSFXCGYZMSC6R
	120x240 / 47.24"x94.5"	9	A146ZSFX-CGY.M0C3R
	120x120 / 47.24"x47.24"	9	A22GZSFX-CGY.M0X5R
SURFACE XL COOL GREY	120x280 / 47.24"x110.23"	9	A82GZSFX-SND.M0X5R
	120x260 / 47.24"x102.36"	6	AGB62ZSFXSANZMSC6R
	120x240 / 47.24"x94.5"	9	A146ZSFX-SN0.MC3R
	120x120 / 47.24"x47.24"	9	A22GZSFX-SND.M0X5R

COSMIC METAL

Porcelain Tiles
Matt


 **>|< 9 mm**
120x280 cm
47.24"x110.23"

 **>|< 9 mm**
120x120 cm
47.24"x47.24"




cosmic metal emerald

cosmic metal emerald variations
120x280 cm




cosmic metal emerald variations
120x120 cm





NAME	SIZES (cm / inches)	THICKNESS (mm)	CODE (matt)
COSMIC METAL EMERALD	120x280 / 47.24"x110.23"	9	A82GCOSM-EMD.M0X5R
	120x120 / 47.24"x47.24"	9	A22GCOSM-EMD.M0X5R

ICON METAL

Porcelain Tiles
Lappato

 **>|< 6 mm**
120x260 cm
47.24"x102.36"

 **>|< 9 mm**
120x240 cm
47.24"x94.48"

 **>|< 9 mm**
120x120 cm
47.24"x47.24"



icon metal light grey

icon metal light grey variations
120x260 and 120x240



icon metal light grey variations
120x120 cm







NAME	SIZES (cm / inches)	THICKNESS (mm)	CODE (matt)
ICON METAL LIGHT GREY	120x260 / 47.24"x102.36"	6	A62GICMT-LIG.M0X6L
	120x240 / 47.24"x94.5"	9	AGB46ICMTLIGZMSC3L
	120x120 / 47.24"x47.24"	9	A22GICMT-LIG.M0X5L

METAMORFOSI

Porcelain Tiles
Matt

**SIGNATURE
COLLECTION**

 >|< 6 mm
 120x260 cm
 47.24"x102.36"

 >|< 9 mm
 120x120 cm
 47.24"x47.24"



metamorfoosi dusk



metamorfoosi cotton



metamorfoosi cord



metamorfoosi cloud



metamorfoosi fog



metamorfoosi midnight



metamorfoosi olive



metamorfoosi bloom



metamorfoosi grape

NAME	SIZES (cm / inches)	THICKNESS (mm)	CODE (matt)
METAMORFOSI COTTON	120x260 / 47.24"x102.36"	6	A62GMTFS-CTT.MOX6R
METAMORFOSI CORD	120x260 / 47.24"x102.36"	6	A62GMTFS-CRD.MOX6R
METAMORFOSI CLOUD	120x260 / 47.24"x102.36"	6	A62GMTFS-COU.MOX6R
METAMORFOSI FOG	120x260 / 47.24"x102.36"	6	A62GMTFS-FGG.MOX6R
METAMORFOSI DUSK	120x260 / 47.24"x102.36"	6	A62GMTFS-DSK.MOX6R
METAMORFOSI MIDNIGHT	120x260 / 47.24"x102.36"	6	A62GMTFS-MDN.MOX6R
METAMORFOSI OLIVE	120x260 / 47.24"x102.36"	6	A62GMTFS-EMD.MOX6R
METAMORFOSI BLOOM	120x260 / 47.24"x102.36"	6	A62GMTFS-BLM.MOX6R
METAMORFOSI GRAPE	120x260 / 47.24"x102.36"	6	A62GMTFS-GPE.MOX6R
METAMORFOSI COTTON	120x120 / 47.24"x47.24"	9	A22GMTFS-CTT.MOX5R
METAMORFOSI CORD	120x120 / 47.24"x47.24"	9	A22GMTFS-CRD.MOX5R
METAMORFOSI CLOUD	120x120 / 47.24"x47.24"	9	A22GMTFS-COU.MOX5R
METAMORFOSI FOG	120x120 / 47.24"x47.24"	9	A22GMTFS-FGG.MOX5R
METAMORFOSI LEAVES GREEN DECOR	120x260 / 47.24"x102.36"	6	A62GMTLV-GRE.MDX6R
METAMORFOSI TROPICAL GREEN DECOR	120x260 / 47.24"x102.36"	6	A62GMTTC-GRE.MDX6R
METAMORFOSI FLOWERS BLUE DECOR	120x260 / 47.24"x102.36"	6	A62GMTFL-BLE.MDX6R
METAMORFOSI PALMS CORD DECOR	120x260 / 47.24"x102.36"	6	A62GMTPL-CRD.MDX6R
METAMORFOSI JUNGLE GREEN DECOR	120x260 / 47.24"x102.36"	6	A62GMTJU-GRE.MDX6R
METAMORFOSI ROSE PINK DECOR	120x260 / 47.24"x102.36"	6	A62GMTRO-PIK.MDX6R
METAMORFOSI IBISCO BLUE DECOR	120x260 / 47.24"x102.36"	6	A62GMTIB-BLE.MDX6R
METAMORFOSI ARTICHOKE CORD DECOR	120x260 / 47.24"x102.36"	6	A62GMTAT-CRD.MDX6R

RESIN

METAMORFOSI

Porcelain Tiles
Matt

SIGNATURE
COLLECTION

6 mm
120x260 cm
47.24"x102.36"

RESIN



metamorfoosi leaves green decor



metamorfoosi tropical green decor



metamorfoosi hibiscus blue decor



metamorfoosi palms cord decor



metamorfoosi jungle green decor



metamorfoosi artichoke cord decor

RESIN

METAMORFOSI

Porcelain Tiles
Matt

SIGNATURE
COLLECTION

6 mm
120x260 cm
47.24"x102.36"



metamorfosi rose pink decor



metamorfosi flowers blue decor




CEPPO DI GRE'

Porcelain Tiles
Matt

>|< 6 mm
120x260 cm
47.24"x102.36"



ceppo di gre' light grey



ceppo di gre' mid grey



ceppo di gre' nero

ceppo di gre' light grey variations
120x260 cm



ceppo di gre' mid grey variations
120x260 cm



ceppo di gre' nero variations
120x260 cm



NAME	SIZES (cm / inches)	THICKNESS (mm)	CODE (matt)
CEPPO DI GRE' LIGHT GREY	120x260 / 47.24"x102.36"	6	A62GCPDG-LIG.M0X6R
CEPPO DI GRE' MID GREY	120x260 / 47.24"x102.36"	6	A62GCPDG-MGY.M0X6R
CEPPO DI GRE' NERO	120x260 / 47.24"x102.36"	6	A62GCPDG-NEO.M0X6R

FLAG STONE XL


Porcelain Tiles
Matt

SIGNATURE
COLLECTION

>|< 9 mm
120x280 cm
47.24"x110.23"



flag stone xl clay beige



flag stone xl dark grey

flag stone xl clay beige variations
120x280 cm



flag stone xl dark grey variations
120x280 cm

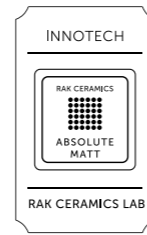


NAME	SIZES (cm / inches)	THICKNESS (mm)	CODE (matt)
FLAG STONE XL CLAY BEIGE	120x280 / 47.24"x110.23"	9	A82GFGNE-CYB.M0X5R
FLAG STONE XL DARK GREY	120x280 / 47.24"x110.23"	9	A82GFGNE-DKG.M0X5R

MILANO STONE

Porcelain Tiles
Matt

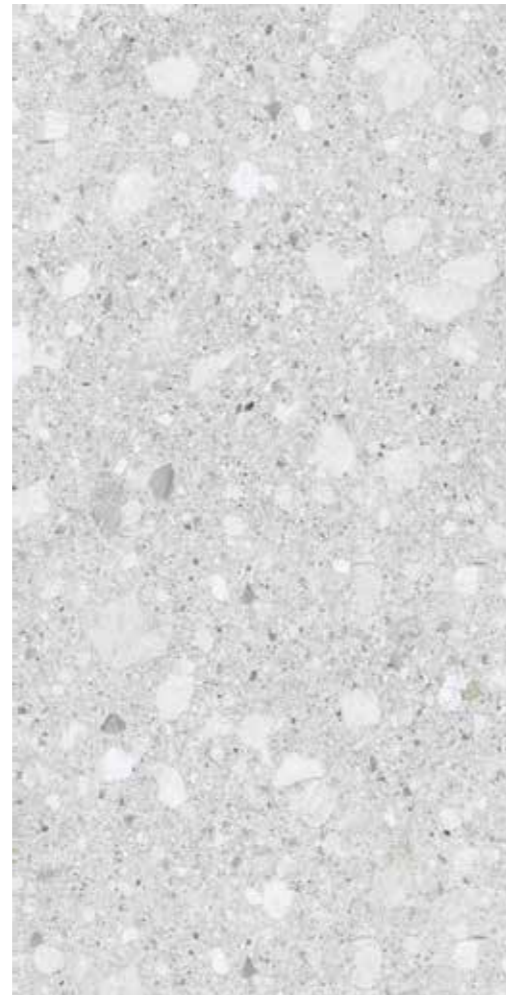
SIGNATURE
COLLECTION



- >|< 9 mm**
120x280 cm
47.24"x110.23"
- >|< 9 mm**
90x180 cm *
35.43"x70.86"
- >|< 9 mm**
120x120 cm
47.24"x47.24"



milano stone grey



milano stone white




milano stone beige

milano stone variations
120x280 cm



milano stone variations
120x120 cm



NAME	SIZES (cm / inches)	THICKNESS (mm)	CODE (matt)
MILANO STONE GREY	120x280 / 47.24"x110.23"	9	A82GMLST-GRY.M0X5R
	90x180 / 35.43"x70.86"	9	A93GMLST-GRY.M0X5R
	120x120 / 47.24"x47.24"	9	A22GMLST-GRY.M0X5R
MILANO STONE WHITE	120x280 / 47.24"x110.23"	9	A82GMLST-WHE.M0X5R
	90x180 / 35.43"x70.86"	9	A93GMLST-WHE.M0X5R
	120x120 / 47.24"x47.24"	9	A22GMLST-WHE.M0X5R
MILANO STONE BEIGE	120x280 / 47.24"x110.23"	9	A82GMLST-BEE.M0X5R
	90x180 / 35.43"x70.86"	9	A93GMLST-BEE.M0X5R
	120x120 / 47.24"x47.24"	9	A22GMLST-BEE.M0X5R

* sizes obtained by press productions

NEW TRAVERTINO

Porcelain Tiles
Polished

- >|< 9 mm**
120x280 cm
47.24"x110.23"
- >|< 6 mm**
120x260 cm
47.24"x102.36"
- >|< 9 mm**
120x240 cm
47.24"x94.48"
- >|< 9 mm**
80x240 cm
31.49"x94.48"
- >|< 9 mm**
120x120 cm
47.24"x47.24"
- >|< 9 mm**
90x180 cm *
35.43"x70.86"



new travertino ivory



new travertino grey

new travertino variations
120x280, 120x260 and 120x240



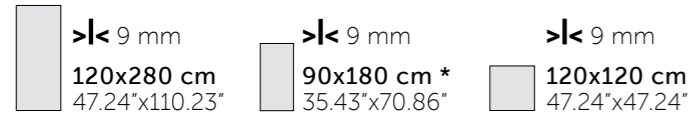
new travertino variations
120x120



NAME	SIZES (cm / inches)	THICKNESS (mm)	CODE (polished)
NEW TRAVERTINO GREY	120x280 / 47.24"x110.23"	9	A82GZNTV-GRY.N0X5P
	120x260 / 47.24"x102.36"	6	A62GZNTV-GY0.G0C6P
	120x240 / 47.24"x94.48"	9	A146ZNTV-GY0.G0C3P
NEW TRAVERTINO IVORY	120x120 / 47.24"x47.24"	9	A22GZNTV-GRY.N0X5P
	120x280 / 47.24"x110.23"	9	A82GZNTV-IVO.N0X5P
	120x260 / 47.24"x102.36"	6	A62GZNTV-IVO.G0C6P
	120x240 / 47.24"x94.48"	9	A146ZNTV-IVO.G0C3P
	80x240 / 31.49"x94.48"	9	AGB87ZNTVIVOZGSC3P
	90x180 / 35.43"x70.86"	9	AGB93ZNTVIVOZGSC3P
	120x120 / 47.24"x47.24"	9	A22GZNTV-IVO.N0X5P

PECE STONE

Porcelain Tiles
Matt



pece stone brown

pece stone brown variations
120x280 cm

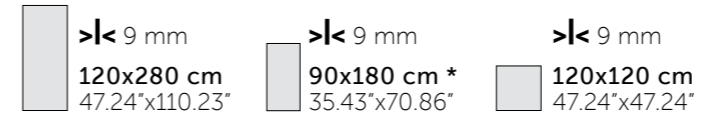


pece stone brown variations
120x120



NAME	SIZES (cm / inches)	THICKNESS (mm)	CODE (matt)
PECE STONE BROWN	120x280 / 47.24"x110.23"	9	A82GPCST-BRN.M0X5R
	120x120 / 47.24"x47.24"	9	A22GPCST-BRN.M0XGR
	90x180 / 35.43"x70.86"	9	A93GPCST-BRN.M0X5R

Porcelain Tiles
Matt



pece stone cream

pece stone cream variations
120x280 cm



pece stone cream variations
120x120



NAME	SIZES (cm / inches)	THICKNESS (mm)	CODE (matt)
PECE STONE CREAM	120x280 / 47.24"x110.23"	9	A82GPCST-CRM.M0X5R
	120x120 / 47.24"x47.24"	9	A22GPCST-CRM.M0XGR
	90x180 / 35.43"x70.86"	9	A93GPCST-CRM.M0X5R

* sizes obtained by press productions

MERMAID

Porcelain Tiles
Matt

SIGNATURE
COLLECTION

>|< 9 mm
120x280 cm
47.24"x110.23"



mermaid blue

NAME	SIZES (cm / inches)	THICKNESS (mm)	CODE (matt)
MERMAID BLUE	120x280 / 47.24"x110.23"	9	A82GMRMD-BLE.M0X5R

NAME	SIZES (cm / inches)	THICKNESS (mm)	CODE (polished)	CODE (matt)
UNI HYPER WHITE	120x260 / 47.24"x102.36"	6	A62GMAXI-HWH.X0C6P	A62GMAXI-HWH.S0X6R
UNI LIGHT GREY	120x260 / 47.24"x102.36"	6	A62GMAXI-LGY.X0C6P	A62GMAXI-LIG.S0X6R
UNI DARK GREY	120x260 / 47.24"x102.36"	6	A62GMAXI-DGY.X0C6P	A62GMAXI-DKG.M0X6R
UNI DARK BLACK	120x260 / 47.24"x102.36"	6	A62GMAXI-DBK.X0C6P	A62GMAXI-DBK.S0X6R
UNI LIGHT BEIGE	120x260 / 47.24"x102.36"	6	A62GMAXI-LBE.X0C6P	A62GMAXI-LBE.S0X6R
UNI BEIGE	120x260 / 47.24"x102.36"	6	A62GMAXI-BE0.X0C6P	A62GMAXI-BEE.S0X6R
UNI MOCCA	120x260 / 47.24"x102.36"	6	A62GMAXI-MOK.X0X6P	A62GMAXI-MOK.S0X6R
UNI IVORY	120x280 / 47.24"x110.23"	9	A82GMAXI-IVO.X0X5P	A82GMAXI-IVO.M0X5R
	120x260 / 47.24"x102.36"	6	A62GMAXI-IVO.X0C6P	A62GMAXI-IVO.S0X6R


* size available only in uni ivory

UNI

Full Body Porcelain Tiles
Polished / Matt

>|< 9 mm
120x280 cm *
47.24"x110.23"

>|< 6 mm
120x260 cm
47.24"x102.36"



uni hyper white




uni light grey



uni dark grey



uni dark black



uni ivory



uni light beige



uni beige



uni mocca



TECHNICAL MANUAL

PRODUCT TYPOLOGY & SIZES

TECHNICAL SPECIFICATIONS

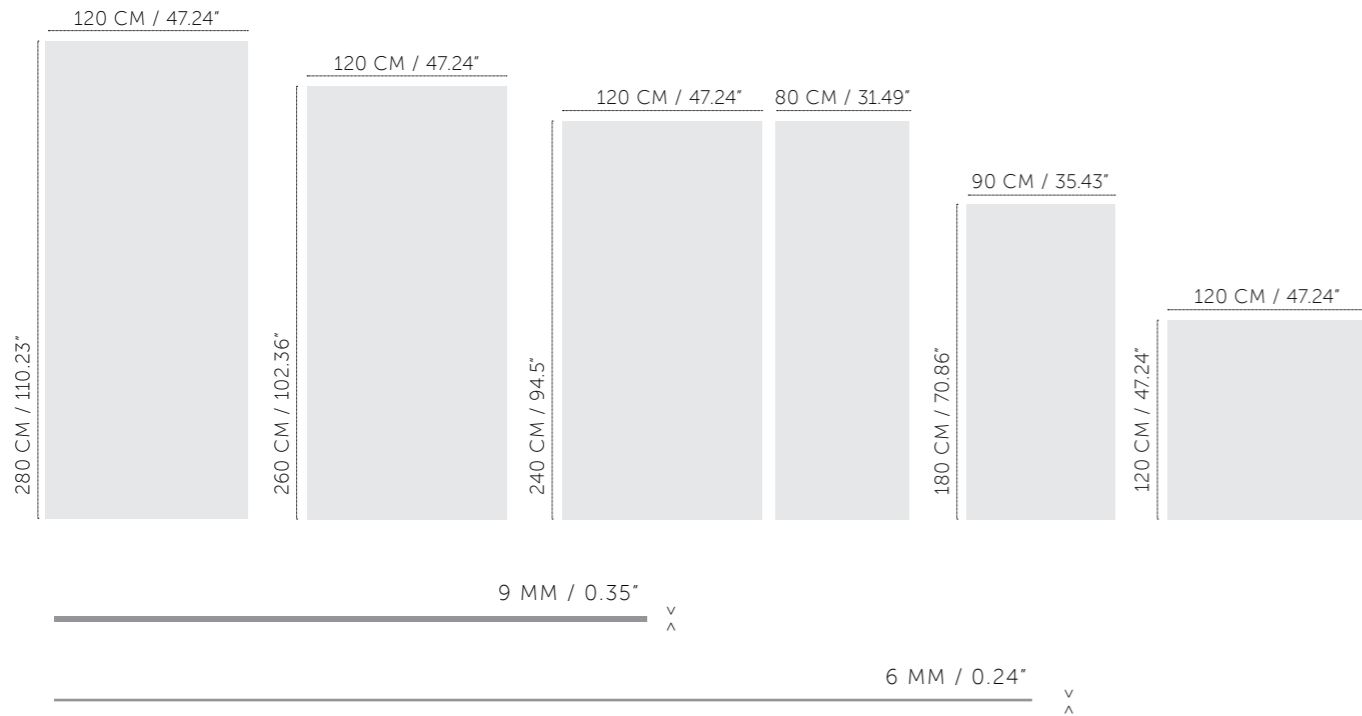
PACKAGING

HANDLING

INSTALLATION (WALL, FLOOR AND FAÇADE)

CLEANING AND MAINTENANCE

Product sizes



PRODUCT TYPOLOGY

BODY TYPE	SIZE (CM)	POLISHED	MATT	HONED	6MM THICK	9MM THICK
Porcelain Tiles	120X260	✓	✓	✓	✓	✗
Porcelain Tiles	120X280	✓	✓	✓	✗	✓
Porcelain Tiles	120X240	✓	✓	✓	✗	✓
Porcelain Tiles	80X240	✓	✓	✓	✗	✓
Porcelain Tiles	120X120	✓	✓	✓	✗	✓
Full Body Porcelain Tiles	120X280	✓	✓	✗	✗	✓
Full Body Porcelain Tiles	120X260	✓	✓	✗	✓	✗

Technical specifications - Porcelain Tiles (Natural, Full Lappato, Honed)

TEST DESCRIPTION	STANDARD TEST METHOD	STANDARD REQUIREMENTS	RAK CERAMICS SPECIFICATION	
			9 MM THICKNESS (120X240, 120X280, 80X240, 120X120, 60X120 CM)	6 MM THICKNESS (120X260)
Surface Quality	BS EN ISO 10545-2	A minimum of 95% of the tiles are to be free from visible defects	Minimum of 95% of the tiles are free from visible defects	
Length & Width	BS EN ISO 10545-2	± 1.0mm	± 1.0mm	± 1.0mm
Thickness	BS EN ISO 10545-2	± 0.5mm	± 0.5mm	± 0.5mm
Straightness Of Sides	BS EN ISO 10545-2	± 0.8mm	± 0.8mm	± 0.8mm
Rectangularity	BS EN ISO 10545-2	± 1.5mm	± 1.2mm	± 1.2mm
Surface Flatness: Centre Curvature	BS EN ISO 10545-2	± 1.8mm	± 1.8mm	± 1.8mm
Surface Flatness: Edge Curvature	BS EN ISO 10545-2	± 1.8mm	± 1.5mm	± 1.5mm
Surface Flatness: Warpage	BS EN ISO 10545-2	± 1.8mm	± 1.5mm	± 1.5mm
Water Absorption	BS EN ISO 10545-3	≤ 0.5%	≤ 0.4%	≤ 0.4%
Breaking Strength*	BS EN ISO 10545-4	≥ 1300 N ≥ 700 N	≥ 1500 N -	- ≥ 700 N
Modulus Of Rupture*	BS EN ISO 10545-4	≥ 35 N/mm ²	≥ 35 N/mm ²	≥ 35 N/mm ²
Resistance To Surface Abrasion	BS EN ISO 10545-7	Report abrasion class	PEI CLASS 2-5	PEI CLASS 2-5
Coefficient Of Linear Thermal Expansion	BS EN ISO 10545-8	Test method available	≤ 7 X 10 ⁻⁶ /°C	≤ 7 X 10 ⁻⁶ /°C
Resistance To Thermal Shock	BS EN ISO 10545-9	Test method available	No visible defect	No visible defect
Crazing Resistance	BS EN ISO 10545-11	Required	No crazing	No crazing
Frost Resistance	BS EN ISO 10545-12	Required	No visible damage	No visible damage
Resistance To Household Chemicals & Swimming Pool Salts	BS EN ISO 10545-13	Minimum B	Class A No visible effect	Class A No visible effect
Resistance To Low Concentrations Acids & Alkalis	BE EN ISO 10545-13	Manufacturer to state classification	Class LA No visible effect	Class LA No visible effect
Resistance To Staining	BS EN ISO 10545-14	Minimum class 3	Min. Class 4 Stains removed	Min. Class 4 Stains removed

Note: This technical specifications are applicable only to tiles in choice "A".

* Test performed using 100X100 cm cut pieces from the slab.
* Thickness is nominal

Superior quality raw materials like kaolin, clay, feldspar, silica, and colouring inks are imported from Europe and other parts of the world to manufacture Maximus Mega Slabs, without compromising on its breaking strength, water absorption, dust, termite and chemical resistance.

Maximus Mega Slabs are exceptionally hard, resist thermal shock better than any material available today, are virtually non-porous and are a green product. Installation is quicker and easier because of the dimensions of the product.

Flooring, wall cladding, kitchen counter tops, vanity tops, steps and risers, and bath surrounds are all possible.

Technical specifications - Full Body Porcelain Tiles (Natural)

TEST DESCRIPTION	STANDARD TEST METHOD	STANDARD REQUIREMENTS	RAK CERAMICS SPECIFICATION	
			9 MM THICKNESS (120x280)	6 MM THICKNESS (120x260)
Surface Quality	BS EN ISO 10545-2	A minimum of 95% of the tiles are to be free from visible defects	Minimum of 95% of the tiles are free from visible defects	
Length & Width	BS EN ISO 10545-2	± 1.0mm	± 1.0mm	± 1.0mm
Thickness	BS EN ISO 10545-2	± 0.5mm	± 0.5mm	± 0.5mm
Straightness Of Sides	BS EN ISO 10545-2	± 0.8mm	± 0.8mm	± 0.8mm
Rectangularity	BS EN ISO 10545-2	± 1.5mm	± 1.2mm	± 1.2mm
Surface Flatness: Centre Curvature	BS EN ISO 10545-2	± 1.8mm	± 1.8mm	± 1.8mm
Surface Flatness: Edge Curvature	BS EN ISO 10545-2	± 1.8mm	± 1.5mm	± 1.5mm
Surface Flatness: Warpage	BS EN ISO 10545-2	± 1.8mm	± 1.5mm	± 1.5mm
Water Absorption	BS EN ISO 10545-3	≤ 0.5%	≤ 0.1%	≤ 0.1%
Breaking Strength*	BS EN ISO 10545-4	≥ 1300 N ≥ 700 N	≥ 1500 N -	- ≥ 700 N
Modulus Of Rupture*	BS EN ISO 10545-4	≥ 35 N/mm ²	≥ 35 N/mm ²	≥ 35 N/mm ²
Resistance To Deep Abrasion	BS EN ISO 10545-6	≤ 175 mm ³	≤ 150 mm ³	≤ 150 mm ³
Coefficient Of Linear Thermal Expansion	BS EN ISO 10545-8	Test method available	≤ 7 X 10 ⁻⁶ /°C	≤ 7 X 10 ⁻⁶ /°C
Resistance To Thermal Shock	BS EN ISO 10545-9	Test method available	No visible defect	No visible defect
Frost Resistance	BS EN ISO 10545-12	Required	No visible damage	No visible damage
Resistance To Household Chemicals & Swimming Pool Salts	BS EN ISO 10545-13	Minimum B	Class A No visible effect	Class A No visible effect
Resistance To Low Concentrations Acids & Alkalis	BE EN ISO 10545-13	Manufacturer to state classification	Class LA No visible effect	Class LA No visible effect
Resistance To High Concentrations Acids & Alkalis	BS EN ISO 10545-13	Test method available	Class HA No visible effect	Class HA No visible effect
Resistance To Staining (Natural)	BS EN ISO 10545-14	Test method available	Min. Class 3 Stains removed	Min. Class 3 Stains removed
Resistance To Staining (Polished)	BS EN ISO 10545-14	Test method available	Min. Class 2 Stains removed	Min. Class 2 Stains removed

Note: This technical specifications are applicable only to tiles in choice "A".

* Test performed using 100X100 cm cut pieces from the slab.
* Thickness is nominal

Technical specifications - Full Body Porcelain Tiles (Polished)

TEST DESCRIPTION	STANDARD TEST METHOD	STANDARD REQUIREMENTS	RAK CERAMICS SPECIFICATION	
			9 MM THICKNESS (120x280)	6 MM THICKNESS (120x260)
Surface Quality	BS EN ISO 10545-2	A minimum of 95% of the tiles are to be free from visible defects	Minimum of 95% of the tiles are free from visible defects	
Length & Width	BS EN ISO 10545-2	± 1.0mm	± 1.0mm	± 1.0mm
Thickness	BS EN ISO 10545-2	± 0.5mm	± 0.5mm	± 0.5mm
Straightness Of Sides	BS EN ISO 10545-2	± 0.8mm	± 0.8mm	± 0.8mm
Rectangularity	BS EN ISO 10545-2	± 1.5mm	± 1.2mm	± 1.2mm
Surface Flatness: Centre Curvature	BS EN ISO 10545-2	± 1.8mm	± 1.8mm	± 1.8mm
Surface Flatness: Edge Curvature	BS EN ISO 10545-2	± 1.8mm	± 1.5mm	± 1.5mm
Surface Flatness: Warpage	BS EN ISO 10545-2	± 1.8mm	± 1.5mm	± 1.5mm
Water Absorption	BS EN ISO 10545-3	≤ 0.5%	≤ 0.1%	≤ 0.1%
Breaking Strength*	BS EN ISO 10545-4	≥ 1300 N ≥ 700 N	≥ 1500 N -	- ≥ 700 N
Modulus Of Rupture*	BS EN ISO 10545-4	≥ 35 N/mm ²	≥ 35 N/mm ²	≥ 35 N/mm ²
Resistance To Deep Abrasion	BS EN ISO 10545-6	≤ 175 mm ³	≤ 150 mm ³	≤ 150 mm ³
Coefficient Of Linear Thermal Expansion	BS EN ISO 10545-8	Test method available	≤ 7 X 10 ⁻⁶ /°C	≤ 7 X 10 ⁻⁶ /°C
Resistance To Thermal Shock	BS EN ISO 10545-9	Test method available	No visible defect	No visible defect
Frost Resistance	BS EN ISO 10545-12	Required	No visible damage	No visible damage
Resistance To Household Chemicals & Swimming Pool Salts	BS EN ISO 10545-13	Minimum B	Class A No visible effect	Class A No visible effect
Resistance To Low Concentrations Acids & Alkalis	BE EN ISO 10545-13	Manufacturer to state classification	Class LA No visible effect	Class LA No visible effect
Resistance To High Concentrations Acids & Alkalis	BS EN ISO 10545-13	Test method available	Class HA No visible effect	Class HA No visible effect
Resistance To Staining (Natural)	BS EN ISO 10545-14	Test method available	Min. Class 3 Stains removed	Min. Class 3 Stains removed
Resistance To Staining (Polished)	BS EN ISO 10545-14	Test method available	Min. Class 2 Stains removed	Min. Class 2 Stains removed

Note: This technical specifications are applicable only to tiles in choice "A".

* Test performed using 100X100 cm cut pieces from the slab.
* Thickness is nominal

Packaging details

120x280 CM

FINISH	THICKNESS (mm)	TILE SIZE (cm)	TILE AREA (sqm)	KG per pc	PCS per pallet	TILE AREA per pallet (sqm)	WEIGHT per pallet (kg)	PALLET DIMENTIONS (cm)		
								LENGTH	HEIGHT	WIDTH
Polished / Natural / Honed	9	120x280	3.36	68	20	67.2	1435.00	287	37	133

120x260 CM

FINISH	THICKNESS (mm)	TILE SIZE (cm)	TILE AREA (sqm)	KG per pc	PCS per pallet	TILE AREA per pallet (sqm)	WEIGHT per pallet (kg)	PALLET DIMENTIONS (cm)		
								LENGTH	HEIGHT	WIDTH
Polished / Natural / Honed	6	120x260	3.12	44.00	20	62.4	1000.00	267	33.50	133

120x240 CM

FINISH	THICKNESS (mm)	TILE SIZE (cm)	TILE AREA (sqm)	PCS per box	TILE AREA per box (sqm)	WEIGHT per box (kg)	BOX per pallet	TILE AREA per pallet (sqm)	WEIGHT per pallet (kg)	PALLET DIMENTIONS (cm)		
										LENGTH	HEIGHT	WIDTH
Polished / Natural / Honed	9	120x240	2.88	1	2.88	62.00	28	80.64	1826.00	243	53	148

80x240 CM

FINISH	THICKNESS (mm)	TILE SIZE (cm)	TILE AREA (sqm)	PCS per box	TILE AREA per box (sqm)	WEIGHT per box (kg)	BOX per pallet	TILE AREA per pallet (sqm)	WEIGHT per pallet (kg)	PALLET DIMENTIONS (cm)		
										LENGTH	HEIGHT	WIDTH
Polished / Natural / Honed	9	80x240	1.92	2	3.84	82.00	18	69.12	1570.00	243	53	148

90x180 CM

FINISH	THICKNESS (mm)	TILE SIZE (cm)	TILE AREA (sqm)	PCS per box	TILE AREA per box (sqm)	WEIGHT per box (kg)	BOX per pallet	TILE AREA per pallet (sqm)	WEIGHT per pallet (kg)	PALLET DIMENTIONS (cm)		
										LENGTH	HEIGHT	WIDTH
Polished / Natural / Honed	9	90x180	1.62	2	3.24	68.00	24	77.76	1712.00	189	73	111

80x160 CM

FINISH	THICKNESS (mm)	TILE SIZE (cm)	TILE AREA (sqm)	PCS per box	TILE AREA per box (sqm)	WEIGHT per box (kg)	BOX per pallet	TILE AREA per pallet (sqm)	WEIGHT per pallet (kg)	PALLET DIMENTIONS (cm)		
										LENGTH	HEIGHT	WIDTH
Polished / Natural / Honed	9	80x160	1.28	2	2.56	55.00	24	61.44	1400.00	173	73	97
Polished / Natural / Honed	9	80x160	1.28	2	2.56	55.00	18	46.08	1070.00	173	57	97

120x120 CM

FINISH	THICKNESS (mm)	TILE SIZE (cm)	TILE AREA (sqm)	PCS per box	TILE AREA per box (sqm)	WEIGHT per box (kg)	BOX per pallet	TILE AREA per pallet (sqm)	WEIGHT per pallet (kg)	PALLET DIMENTIONS (cm)		
										LENGTH	HEIGHT	WIDTH
Polished / Natural / Honed	9	120x120	1.44	2	2.88	62.00	28	80.64	1766.00	122	76	134
Polished / Natural / Honed	9	120x120	1.44	2	2.88	62.00	20	57.60	1260.00	122	122	58

Note: All tile dimensions mentioned above are rectified. Unrectified size is available in +/-140x308cm on request
All weights and thickness mentioned in the above table are approximate average.

Suggested equipment

HANDLING EQUIPMENT

Aluminum Parallel profile with crossbars and Suction Vacuum suction cups with vacuum gauge



Tile Cart Trolley



Double Suction Cups



Modular Work Bench BM180



Modular Work Bench BM180 BM180 Plus (Perfect Workstation for large format tiles up to 160cm width)



CUTTING AND DRILLING EQUIPMENT

Compass device with suction cups for Circular Cuts



Free cut guide with complete outfit Max. Cut of length – 156 cm




Free Cut Extension



Cutting off pliers for tile/slabs




Diamond polishing pad



Diamond for edge and side polishing



Diamond Blades for simultaneous cutting and grooving



INSTALLATION AND LEVELLING EQUIPMENT

Compact Vibrator or Tile Beater



RLS 3D Clips for tiles



Wedges (for Anti-Chipping / Anti-Scratching preventing platforms)



Adjustable pliers for wall and floor covering



Low-speed mixer



Rubber Grout floats



Slant ridge notched trowel



Diamond for edge and side polishing



CLEANING AND MAINTENANCE

Brooms


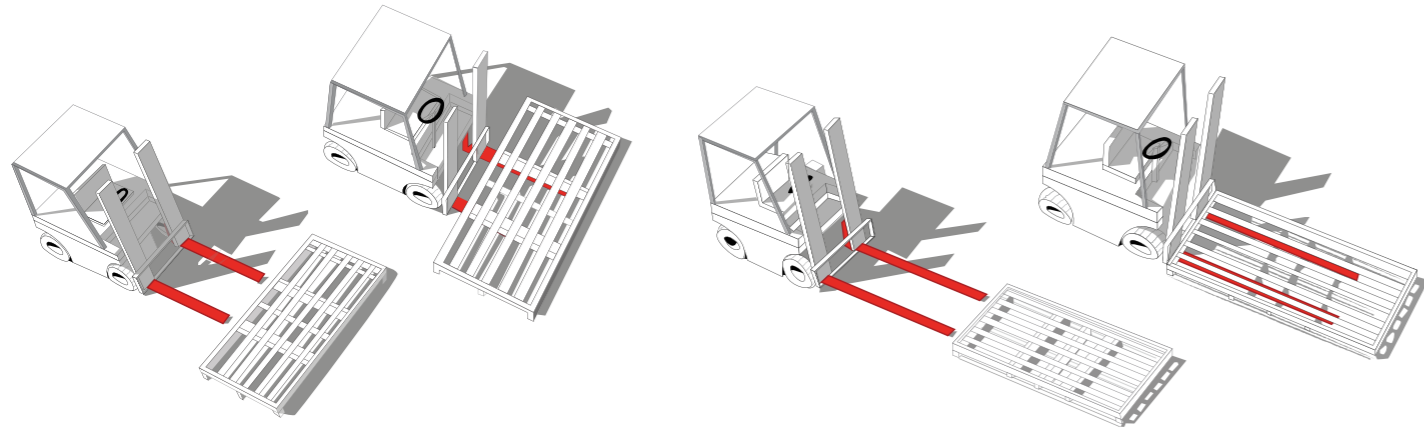


Floats with abrasive pads



Handling Maximus

- Maximus extra-large format slabs arrive in oversized crates, which require specific Handling equipment to prevent from damage occurring during forklift operation, specific fork sizes must be used. For example, to handle a crate of 135cm x 305cm tiles from the side, 112cm/ 44" long forks are recommended.
- To handle the same crate from the narrow end requires forks that are at least 213cm/ 84" long. Lifting multiple crates with longer forks may require forklifts with a greater lift capacity.
- Specialized tools and equipment are currently available for the handling, installation and cutting of large porcelain surfaces. Innovative trowels with unique notch configurations can help increase the consistency of the mortar coverage on the back of the tile.
- To increase rigidity and limit twisting, use a system composed of parallel and transverse guides.
- For a perfect adhesion clean the slab and the suckers with a damp sponge.
- The suckers run along the guides and adhere to the slab. Make sure that a vacuum is created between the device and the surface.
- A single guide device can be used for sizes of maximum length.
- Use four operators at a time to carry out handling operations of large size slabs.
- Lift the slab along the long side and hang it vertically to the handles of the frame.
- For the large size slab a suitably reinforced trolley is recommended. Set the guides to the trolley for carrying the slab.
- Follow the same procedure for handling the 120x240cm and all other sub-sizes, where only two operators are sufficient.



Cut-to-pieces and drilling

- RAK Ceramics recommends the use of special designed devices for handling as well as cutting and laying of big slabs.
- Handle slab with a proper and professional trolley of aluminum parallel profile with crossbars and vacuum suction cups along with a vacuum gauge. Please use double suction cups for slabs above 300cm. This could make sure that appropriate vacuum is created between the device and the slab. Lift the slab and keep it vertically to the trolley frame.
- Keep the slab on a stable, flat and intractable surface. For successful cutting and drilling, RAK Ceramic recommend using a professional modular workbench with aluminum profiles and proper cutting tools for each type of cut.
- Set the cutting unit on the tile so that the references coincide with the marked lines and lock it with the appropriate suckers. Score the slab from one edge to the other, being carefully maintaining the same pressure while moving.
- When the cut has been made, move the slab until the slit line sticks out a 10 to 15 cm from the workbench. Start hew from both sides using appropriate cutting-off pliers and follow the scoring line to complete the hew.
- Smooth rough edges and sides with an appropriate diamond polishing pad.
- To drill internal cutouts from the slab, first you need to draw the guide lines. For circular cuts, use the compass device with suction cups. For rectangular cut, drill first a 5 – 7 mm hole at the corners of the rectangle shape, using a non-percussion drill. For a better drilling always, keep the surface and drill a little bit wet. Then Follow the drilled lines using a diamond-blade angle grinder and then finish off the edges with a diamond-polishing pad. Round holes (4) must be made in wet drilling, using diamond-blades. Start engraving the surface with a 75 degrees point angle, then straighten out the drill avoiding excessive pressure on the slab. Also, in this case finish with a diamond-polishing pad.
- Manual traction devices are available, in order to make a finishing cut at 45° and thus enable special applications of the material.



Installation

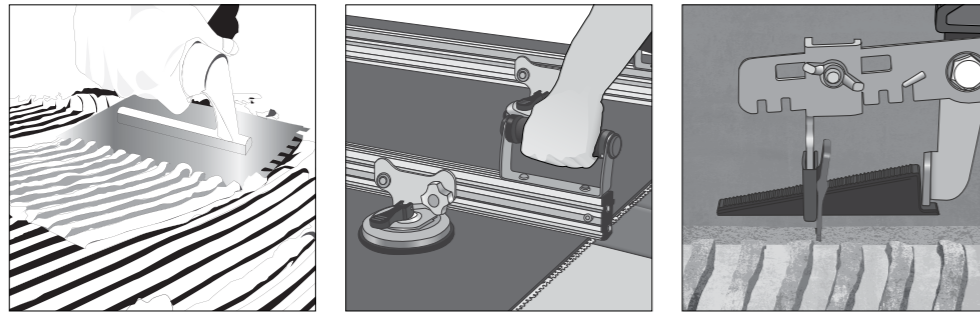
Laying "Maximus" slabs requires similar laying conditions to those required for traditional format slabs. Maximus requires the adhesive to be applied both on the setting bed and on the back of the slab.

Maximus Slabs For Flooring Require The Following Conditions:

- A flat surface that is clean and free from dust, scraps and any lumps of cement
- The setting bed must be uniform and have already undergone the dry shrinkage process
- Repair any cracks
- Any uneven parts on the surface must be filled with suitable levelling compounds

Instruments Required

- Cement-based powder adhesive for full spread, class "C2E according to EN12004 and S1 according to EN12002 standards"
- 3x3 mm square toothed trowel and 15 mm round toothed trowel
- Frame with suction cups for handling or double suction cups
- Non-bounce plastic mallet 170x370 mm
- Levelling system: base clip + wedge + pliers



Bonding To The Floor

- Ensure that the surface to be covered is solid, flat and free from dust and oil/grease.
- Use the adhesives described above mixed according to the specifications indicated in the technical data sheet of the chosen adhesive.
- Spread the adhesive onto the surface to be covered with a 15 mm round toothed trowel across an area of 5/10 cm more than the dimensions of the slab.
- With the slab in a vertical position on the handling frame, spread the adhesive onto the back of the slab with a 3x3 mm square toothed trowel.
- Using the frame with suction cups, bring the slab into a horizontal position and lay it.
- To guarantee uniform bonding of the slab, the special 170x370 mm non-bounce plastic mallet must be used, tapping from the middle towards the edges so as to remove any air pockets between the back of the slab, the adhesive and the surface to be tiled using the levelling system.

Bonding To The Wall

- Ensure that the surface to be covered is solid, flat and free from dust.
- Cement-based powder adhesive for full spread, class "C2E according to EN12004 and S1 according to EN12002 standards".
- Spread the adhesive onto the surface to be covered with a 15 mm round toothed trowel across an area of 5/10 cm more than the dimensions of the slab.
- With the slab in a vertical position on the handling frame, spread the adhesive onto the back of the slab with a 3x3 mm square toothed trowel.
- Using the handling frame in a vertical position lay the slab.
- Before releasing the slab from the handling frame, ensure that the adhesive will hold it in place.
- To guarantee complete bonding of the slab and eliminate any air, tap from the middle towards the edges using the non-bounce plastic mallet.
- Before bonding the next slab, fix the hidden mechanical hook to the wall with the relevant nails (length 27 mm) using the gas-powered nailing machine.

Ventilated Façade

Maximus Mega Slab – Ventilated Façade Systems

A ventilated façade is a coating system on the outside of a building which leaves a ventilated chamber between the coating (façade) and the building insulation. Considered as the best solution for maximising insulation whilst reducing unwanted condensation or thermal bridge problems, ventilated façades provide excellent thermal-hygrometric solutions.

- Advantages of Ventilated Façade Systems
- Energy Saving – Excellent thermal insulation, reduction in heat/cool dispersal, and less heat absorption in warm climates.
- Technical and Aesthetic Durability – Significant reduction in deterioration due to pollution, does not absorb dust or dirt, easy to clean and maintain and promotes humidity dispersal.
- Healthier Environment – Increased comfort for users and meets all hygiene, health and environmental protection standards.



RAK
CERAMICS

RAK
CERAMICS

RAK
CERAMICS

RAK CERAMICS
P.O. Box 4714, Ras Al Khaimah,
United Arab Emirates (U.A.E.)
Tel.: +971 7 2467000
Fax: +971 7 2445270
Email : info@rakceramics.com

RAKCERAMICS.COM
